

Letter Roll

READING

1. Have a grown-up cut out and put all the dice together. Cut out the lists below for each player to write their words on.
2. Each player takes a turn tossing the four consonant dice and two vowel dice and then writes down all the words they can make using some or all the letters they roll.
3. Each word counts as a point. If a player can't make a word, their turn is over and the next player rolls the dice.
4. After each player has rolled 8 times, the winner is the one with the most points.



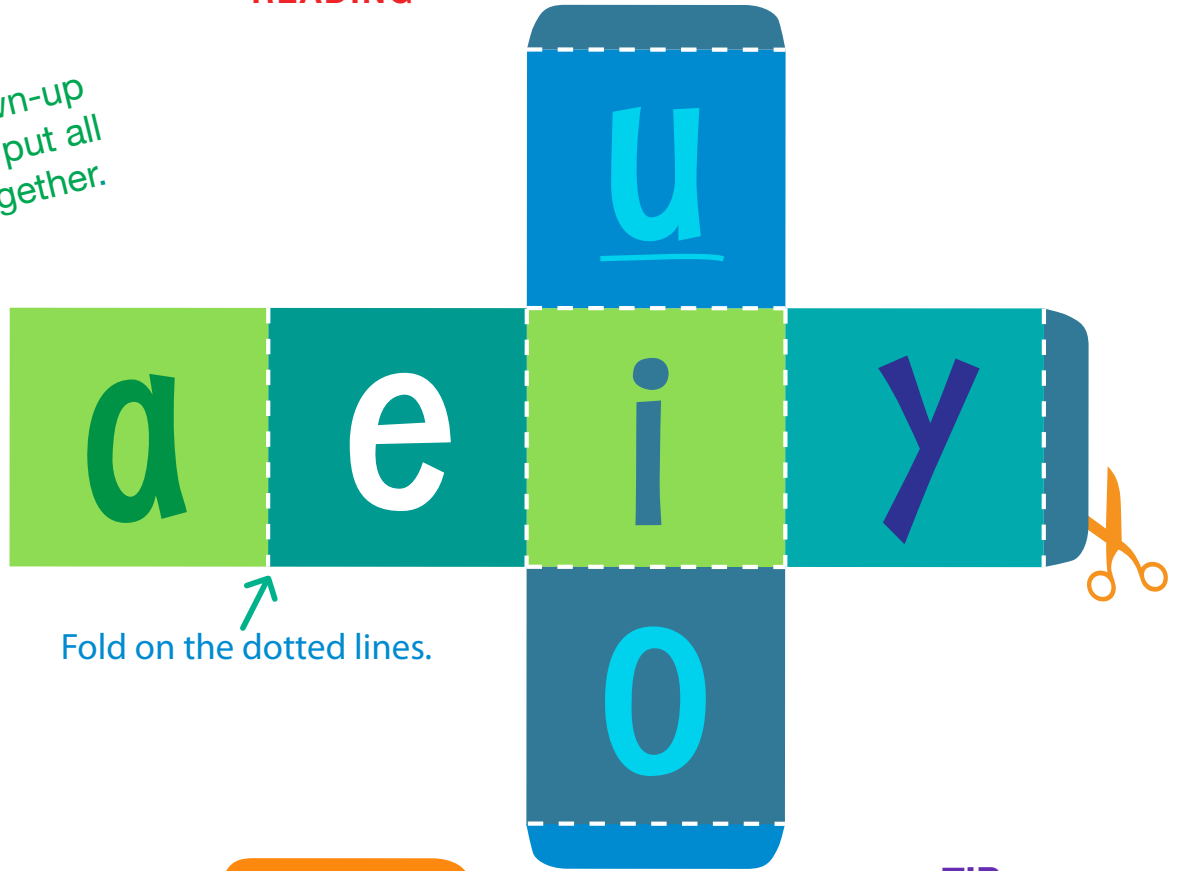
PLAYER 1 WORDS	PLAYER 2 WORDS	PLAYER 3 WORDS	PLAYER 4 WORDS
_____	_____	_____	_____
_____	_____	_____	_____
_____	_____	_____	_____
_____	_____	_____	_____
_____	_____	_____	_____
_____	_____	_____	_____
_____	_____	_____	_____
_____	_____	_____	_____
_____	_____	_____	_____
_____	_____	_____	_____
_____	_____	_____	_____
_____	_____	_____	_____
_____	_____	_____	_____
_____	_____	_____	_____
_____	_____	_____	_____
_____	_____	_____	_____
_____	_____	_____	_____
_____	_____	_____	_____
_____	_____	_____	_____
_____	_____	_____	_____
_____	_____	_____	_____
_____	_____	_____	_____
_____	_____	_____	_____
TOTAL: _____	TOTAL: _____	TOTAL: _____	TOTAL: _____



Letter Roll

READING

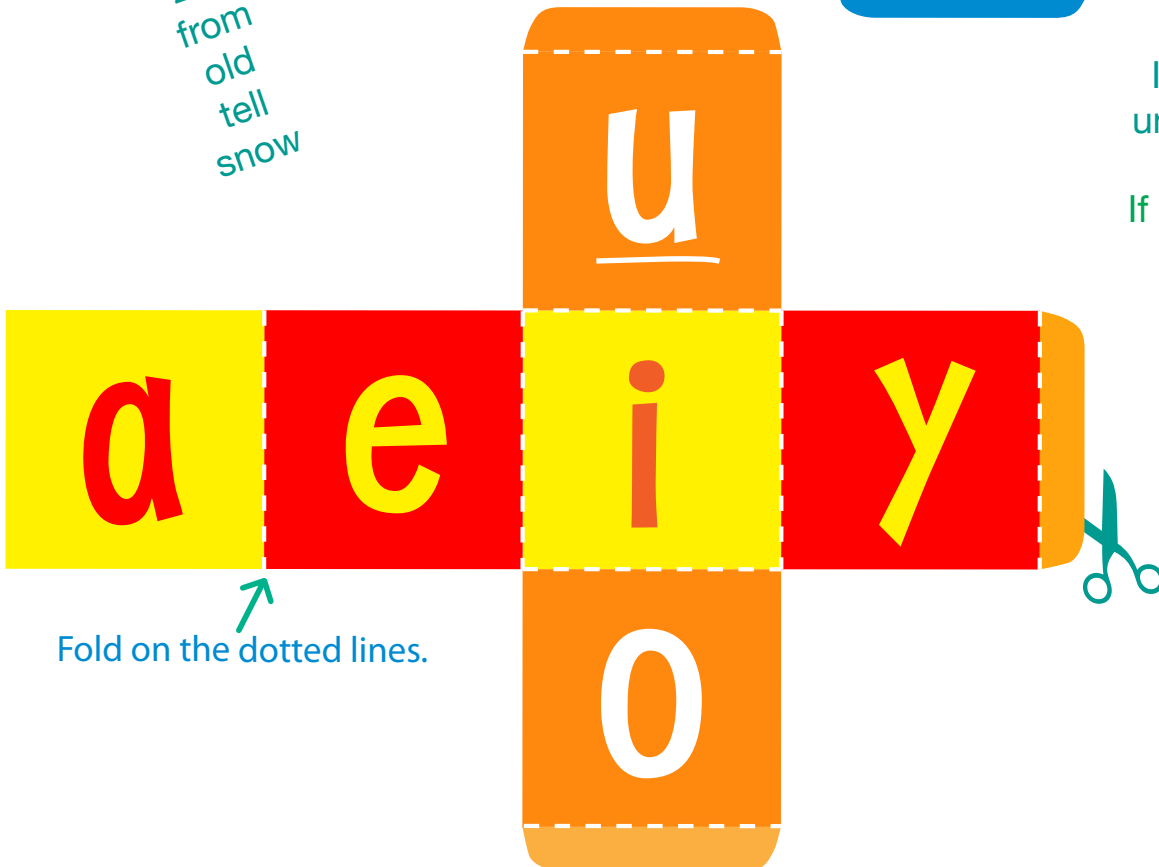
Have a grown-up cut out and put all the dice together.



HERE ARE SOME WORDS:

- cow
- call
- zoo
- from
- old
- tell
- snow

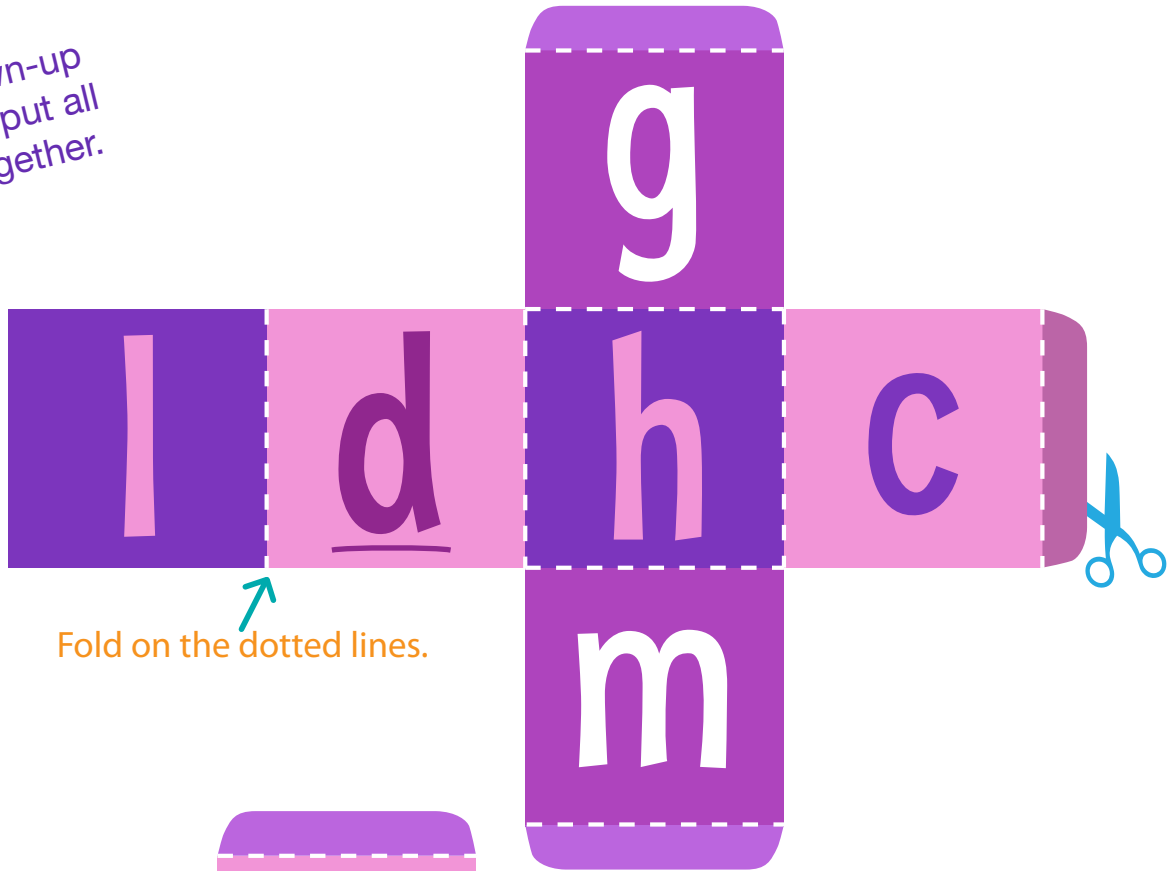
TIP:
If a letter has an underline, it's right side up.
If a letter has a line on top of it, it's upside down!



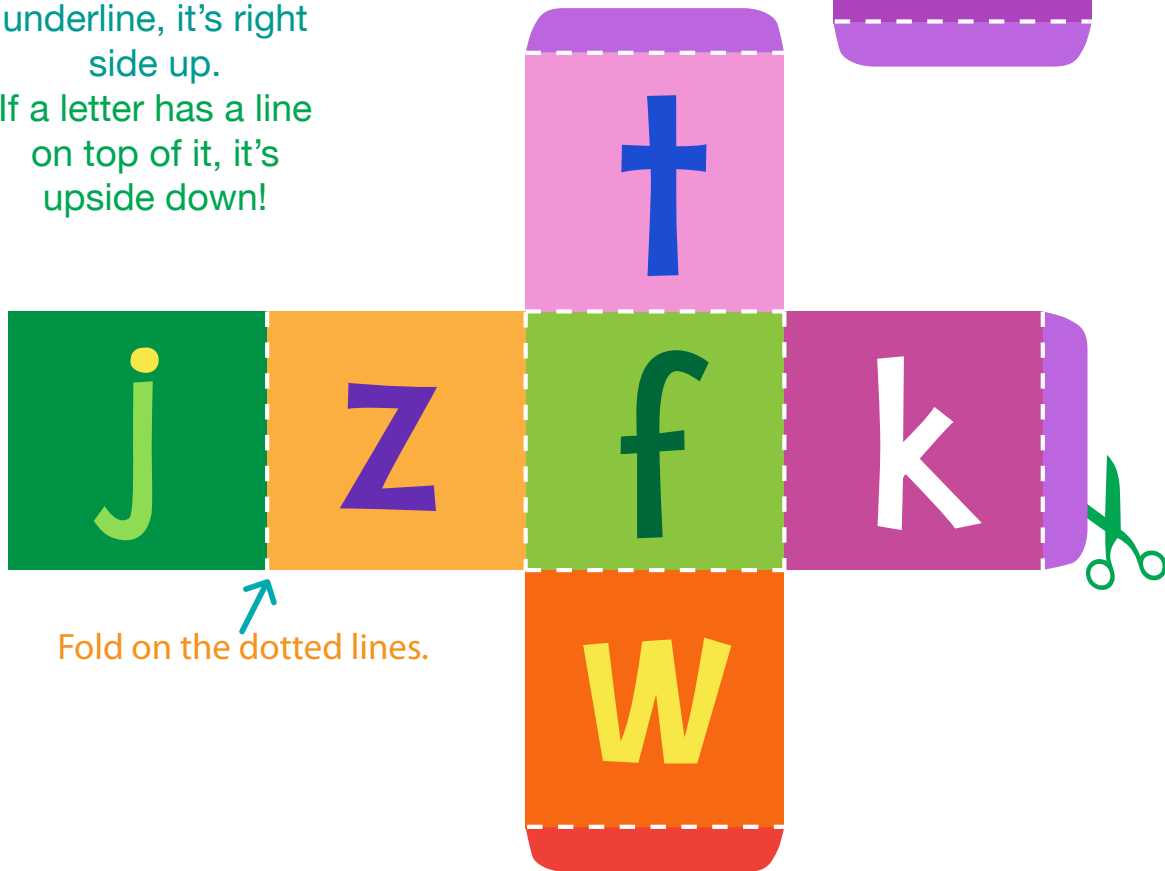
Letter Roll

READING

Have a grown-up cut out and put all the dice together.



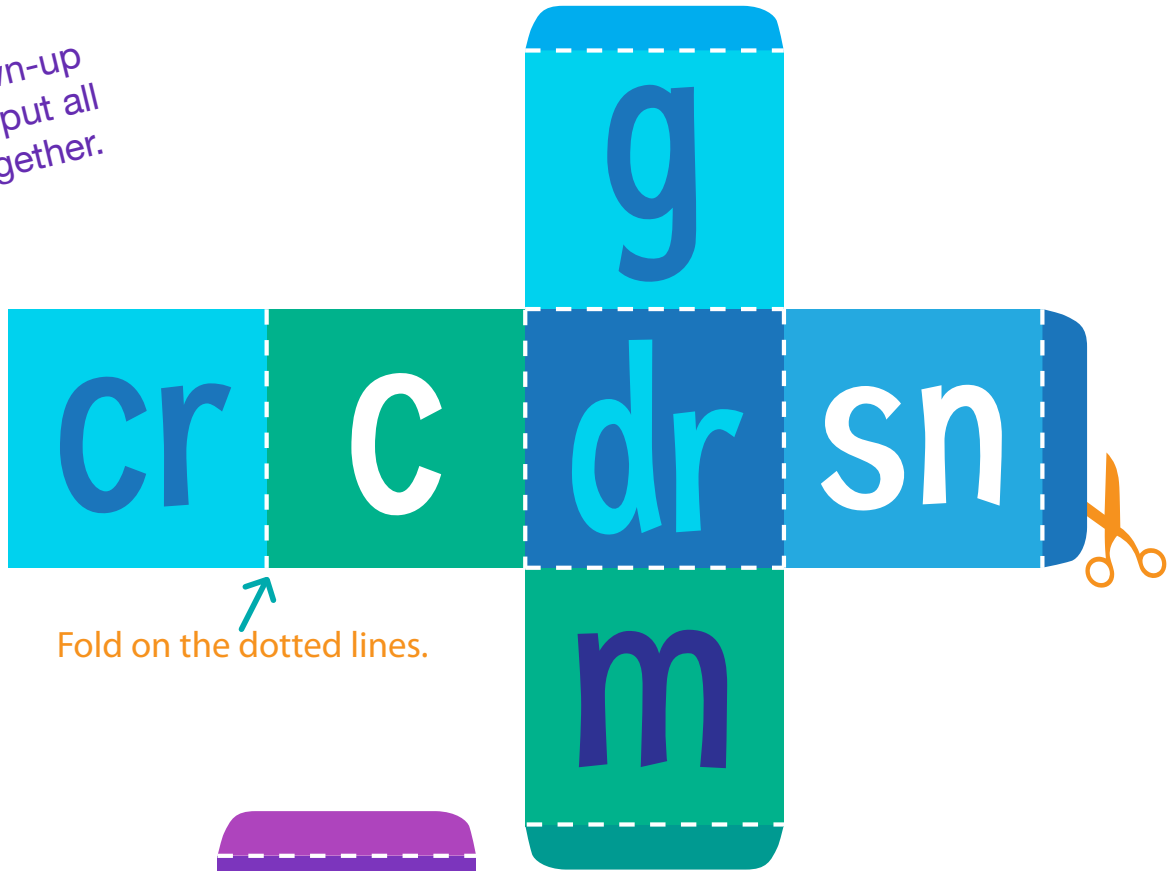
TIP:
If a letter has an underline, it's right side up.
If a letter has a line on top of it, it's upside down!



Letter Roll

READING

Have a grown-up cut out and put all the dice together.



Fold on the dotted lines.

TIP:

If a letter has an underline, it's right side up.
If a letter has a line on top of it, it's upside down!



Fold on the dotted lines.