

# Let's Practice!

## How to Write a Persuasive Paragraph

### Part 1 Let's Review!

Directions: As you read this paragraph, you will review the key parts of a persuasive paragraph.

 The Hook / Introducing Your Topic

 Topic Sentence & Concluding Sentence

 Reasons



### Computers in Schools


**Should students be assigned a computer to use for their school work?** Students should be assigned a computer to use throughout the school year. Studies show that students who attend schools that have a 1:1 computer policy do better academically. In addition to this, students need to be able to practice their typing skills in order to do well in school and beyond. Lastly, with the ever-growing selection of learning apps, websites, and software, students need as much practice using these types of technology as possible. In order to give students the best possible chance at academic success and to prepare them for the real world, schools should make sure that each student has a computer to use.

Name \_\_\_\_\_

Date \_\_\_\_\_


## Part 2 Plan Your Persuasive Paragraph

Directions: Choose a topic to write about. Then, complete the graphic organizer.

 **The Hook/ Introducing Your Topic**


---

---

 **Topic Sentence**

---

---

 **Reason # 1**

---

---

---

---

---

---


---

---

---

---

---

 **Reason # 2**

---

---

---

---

---

---


---

---

---

---

---

 **Reason # 3**

---

---

---

---

---

---


---

---

---

---

---

 **Concluding Sentence**

---

---