


# Learning the Moon's Phases



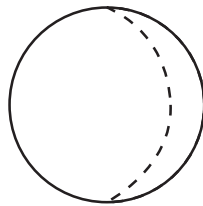
## Did you know?

The moon is different every night. It grows from a thin crescent to a full moon. Then it shrinks back to a crescent every month! That's because the moon rotates around the Earth, and the sun's light reflects off of the moon at different angles.




As the moon orbits the Earth, we can only see a portion of the lit up side. When we can see all of the moon lit up, it is called a **full moon**. When we can't see any of the moon lit up, this is called a **new moon**. Which moon phase do you like best?

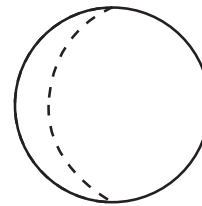
**Directions:** Each of the eight moon phases is labeled in the diagram below. In the empty circles, draw how the moon looks in that phase. Then, color the sun and Earth!



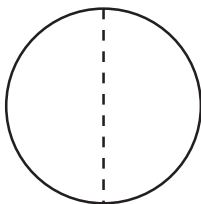
2. Waxing Crescent



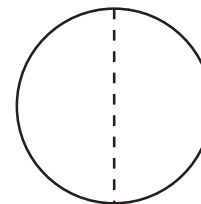
1. New Moon



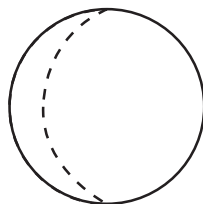
8. Waning Crescent




3. First Quarter



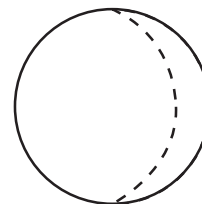
7. Last Quarter



4. Waxing Gibbous



5. Full Moon



6. Waning Gibbous