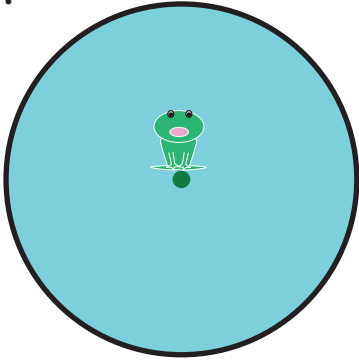




# Mr. Frog: Learning a Circle's Components

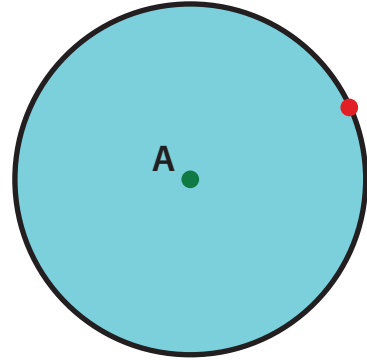
Read the story of Mr. Frog and his pond to complete the activities below.

1.



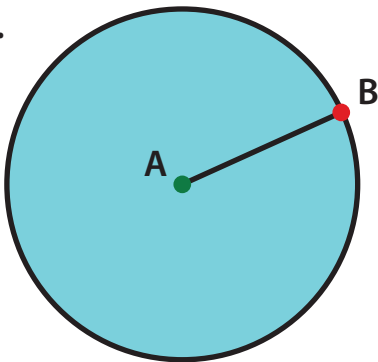
Mr. Frog is in the middle of a circular pond. Label this Point A.

2.



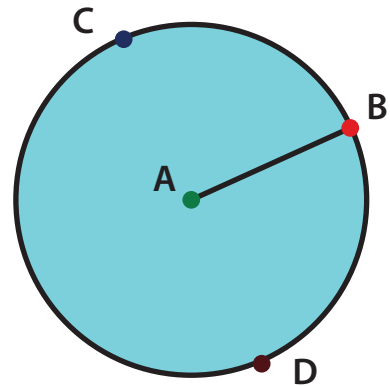
Mr. Frog wants to swim to the edge of the pond--Point B. Draw a line to connect these two points.

3.



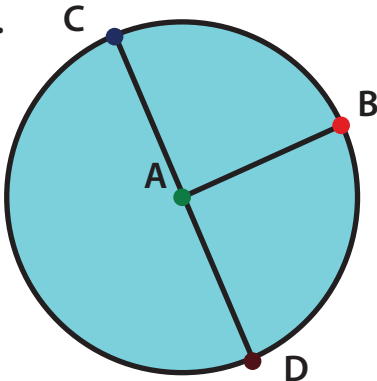
Now, there is a line segment from the center of the circle to the point on the edge of the circle. Do you know what we call this line?  
Answer: \_\_\_\_\_

4.



Later that day, Mr. Frog swims from "Point C", passes through the center of the pond or "Point A" to another side of the pond at "Point D". Draw a line to show the route.

5.



The new line which is from point C to point D through the point in the center of the circle, also has a name. Do you know what we call this line?  
Answer: \_\_\_\_\_