
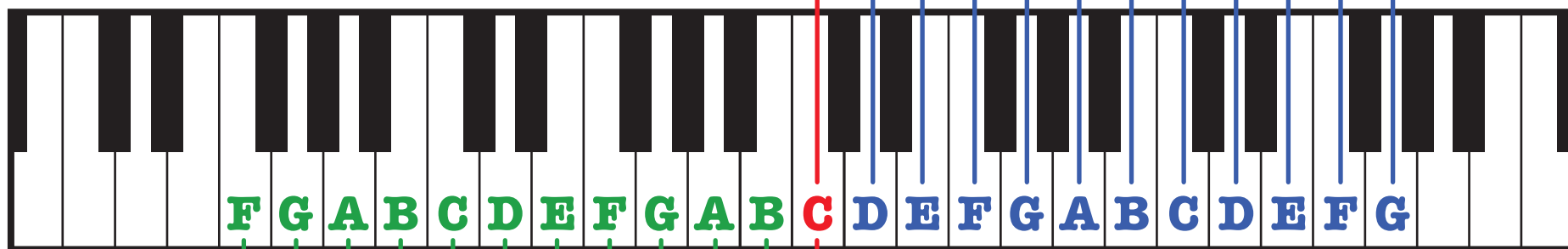




READING PIANO KEYS

All musical instruments, including the piano, use SEVEN basic notes: A, B, C, D, E, F, G.

A piano has a total of 88 keys. These seven notes are played on the white keys, repeated over and over, but the pitch gets higher as they go from left to right.




Cut out these markers and tape them to the correct keys on your piano as a guide!



VOGABULARY

OCTAVE: An octave is a series of 8 notes in order. All notes can be played at many different octaves; it is the same note, but with a higher or lower pitch. The keys highlighted in yellow represent an octave.



FLAT (b): This symbol “flat” means that the note is played one half-step below (on the black keys).

SHARP (#): This symbol “sharp” means that the note is played one half-stop above (on the black keys).

CHORD: A chord is many notes played together, at the same time to create a harmony.

