





# Kindergarten Sight Words Bingo

1. Cut out the game pieces on pages 5–8 and call-out cards on pages 9–10. Be careful not to cut up the Bingo Boards on pages 1–4.
2. When a word is called and it matches the same word on the board, the player can cover it with a game piece.
3. When a player covers a line of words from top to bottom, straight across, or diagonally, they can yell out “Bingo!”




Do not cut.

|      |  |     |
|------|--|-----|
| said | the  | are |
| not  | <br><b>free space</b> | go  |
| red  | run  | in  |




# Kindergarten Sight Words Bingo

1. Cut out the game pieces on pages 5–8 and call-out cards on pages 9–10. Be careful not to cut up the Bingo Boards on pages 1–4.
2. When a word is called and it matches the same word on the board, the player can cover it with a game piece.
3. When a player covers a line of words from top to bottom, straight across, or diagonally, they can yell out “Bingo!”




Do not cut.

|      |  |     |
|------|--|-----|
| that | can  | and |
| the  | <br><b>free space</b> | go  |
| for  | ten  | get |



# Kindergarten Sight Words Bingo

1. Cut out the game pieces on pages 5–8 and call-out cards on pages 9–10. Be careful not to cut up the Bingo Boards on pages 1–4.
2. When a word is called and it matches the same word on the board, the player can cover it with a game piece.
3. When a player covers a line of words from top to bottom, straight across, or diagonally, they can yell out “Bingo!”




Do not cut.

|     |  |      |
|-----|--|------|
| for | came   | that |
| am  | <br><b>free space</b> | are  |
| red | get  | yes  |




# Kindergarten Sight Words Bingo

1. Cut out the game pieces on pages 5–8 and call-out cards on pages 9–10. Be careful not to cut up the Bingo Boards on pages 1–4.
2. When a word is called and it matches the same word on the board, the player can cover it with a game piece.
3. When a player covers a line of words from top to bottom, straight across, or diagonally, they can yell out “Bingo!”




Do not cut.

|      |  |     |
|------|--|-----|
| said | and  | him |
| of   | <br><b>free space</b> | can |
| go   | are  | not |

# Kindergarten Sight Words Bingo




1. Cut out the game pieces on pages 5–8 and call-out cards on pages 9–10. Be careful not to cut up the Bingo Boards on pages 1–4.
2. When a word is called and it matches the same word on the board, the player can cover it with a game piece.
3. When a player covers a line of words from top to bottom, straight across, or diagonally, they can yell out “Bingo!”




Cut along the dotted lines.



# Kindergarten Sight Words Bingo



1. Cut out the game pieces on pages 5–8 and call-out cards on pages 9–10. Be careful not to cut up the Bingo Boards on pages 1–4.
2. When a word is called and it matches the same word on the board, the player can cover it with a game piece.
3. When a player covers a line of words from top to bottom, straight across, or diagonally, they can yell out “Bingo!”




Cut along the dotted lines.



# Kindergarten Sight Words Bingo




1. Cut out the game pieces on pages 5–8 and call-out cards on pages 9–10. Be careful not to cut up the Bingo Boards on pages 1–4.
2. When a word is called and it matches the same word on the board, the player can cover it with a game piece.
3. When a player covers a line of words from top to bottom, straight across, or diagonally, they can yell out “Bingo!”




Cut along the dotted lines.





# Kindergarten Sight Words Bingo

1. Cut out the game pieces on pages 5–8 and call-out cards on pages 9–10. Be careful not to cut up the Bingo Boards on pages 1–4.
2. When a word is called and it matches the same word on the board, the player can cover it with a game piece.
3. When a player covers a line of words from top to bottom, straight across, or diagonally, they can yell out “Bingo!”



Cut along the dotted lines.

said

go

for

the

red

came

are

run

that

not

in


am



# Kindergarten Sight Words Bingo




1. Cut out the game pieces on pages 5–8 and call-out cards on pages 9–10. Be careful not to cut up the Bingo Boards on pages 1–4.
2. When a word is called and it matches the same word on the board, the player can cover it with a game piece.
3. When a player covers a line of words from top to bottom, straight across, or diagonally, they can yell out “Bingo!”



Cut along the dotted lines.


|     |     |     |
|-----|-----|-----|
| get | and | of  |
| yes | ten | not |
| can | him |     |



# Kindergarten Sight Words Bingo



1. Cut out the game pieces on pages 5–8 and call-out cards on pages 9–10. Be careful not to cut up the Bingo Boards on pages 1–4.
2. When a word is called and it matches the same word on the board, the player can cover it with a game piece.
3. When a player covers a line of words from top to bottom, straight across, or diagonally, they can yell out “Bingo!”



Cut along the dotted lines.

