


Itsy Bitsy Determined Spider



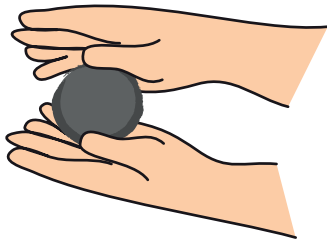
The Itsy Bitsy Spider went up the water spout and wall with determination and courage, even amidst rain and storms. Build your own Itsy Bitsy Determined Spider as a symbol of determination by following the directions below!

Materials: Pipe cleaners, play dough, markers, googly eyes

Directions:

1

Make a small ball with play dough.




2

Cut pipe cleaners in half.




3

Put 4 pipe cleaners on both sides of the play dough ball for eight spider legs.




4

Press two googly eyes into the front of your spider's face for eyes.



5

Use a marker and draw a smile on your spider's face (optional).



6

Your spider is ready for any challenge!

