

Name \_\_\_\_\_

Date \_\_\_\_\_

# Hundreds Chart Game














**Directions:** You need two players and two dice. Each player should have a marker, such as a chip, color bear, or bean. Follow the steps to play the game:

1. Determine which player is Player 1 and Player 2.
2. Each player should place their marker on the number 1 space on the chart.
3. Player 1 rolls the two dice, adds the numbers together, and moves their marker to that number on the chart.
4. Player 2 rolls the two dice, adds the numbers together, and moves their marker to that number on the chart.
5. Continue taking turns and see who reaches the sun first. Be sure to watch out for the rain clouds and rainbows!

If you land on a  move backward 5 spaces.

If you land on a  move forward 10 spaces.

1	2	3	4	5	6		8		10
11		13	14	15	16	17	18	19	20
21	22	23	24	25		27	28	29	30
31	32	33	34		36	37	38	39	40
41	42	43		45	46	47	48	49	50
51	52		54	55	56	57	58	59	60
61	62	63	64	65	66	67	68		70
	72	73	74	75	76	77	78	79	80
81	82	83		85	86		88	89	90
91	92	93	94	95	96	97	98	