


# Learn How to Make Bubble Letters!


1) With a pencil, draw a simple capital letter.



2) Draw an outline around the letter that has no corners or straight lines.

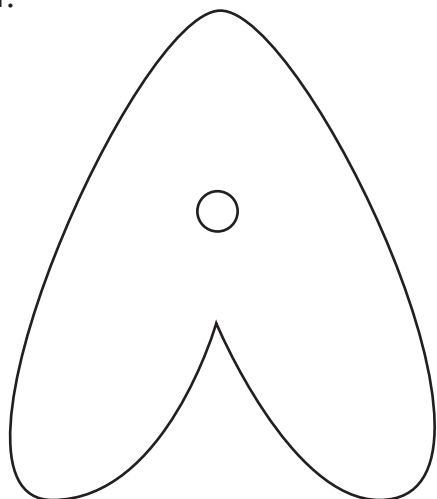


3) Keep drawing outlines until your bubble letter is as big as you want it to be.





# Learn How to Make Bubble Letters!


4) Erase all of the inside lines, and the letter itself.



5) Color in the letter.



6) Trace the remaining outline with a marker.




# Learn How to Make Bubble Letters!

Practice making more bubble letters!

