
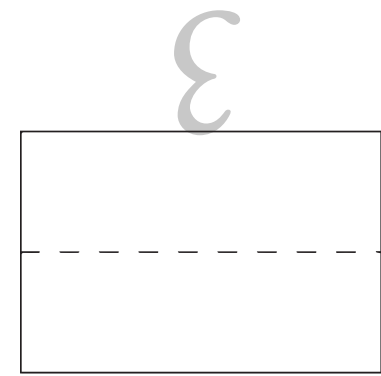


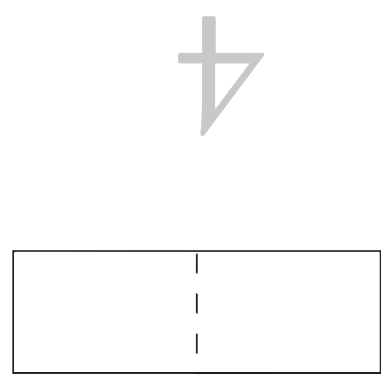
Cut off the margins and fold the page in half.



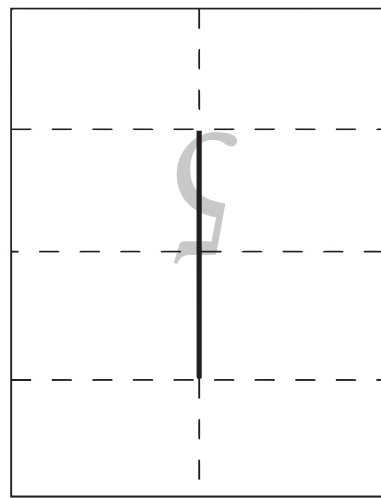
Fold the page in half again as shown.



Fold the page in half once more.



Unfold the paper and cut along the thick black line.



MINI BOOKS

1


presented by

ThuVienTiengAnh.Com

When this instructional book is completed it should read pages 1-8.

8

Fold the pages over to create the book.



Fold opened page in half lengthwise then push in to create a cross shape as shown.

