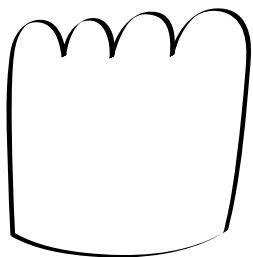



How to Draw TUTU




Start with the body,
with 4 bumps on top.




Draw a skirt the same way
you'd draw a cloud.




Give the skirt an
inner lining.




Add stick arms and legs.
One hand will be in a fist.




Draw a round muzzle
and an oval nose.




Give Tutu an open smile,
with dots for whiskers.



Add little bumps for teeth
and a tongue.



Now give Tutu teeny dot eyes
with eyelashes above them.



Finish with a crown and
a star-shaped wand!

