



# How to Draw Roly




Start by drawing a circle.



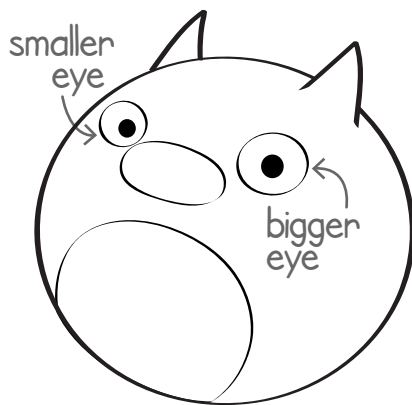
Draw 2 triangle ears.




Add ovals for his belly and his muzzle.




Make eyes using circles. One eye will be slightly bigger.




Give him a smile and an oval nose.



Now use a circle and a crescent shape for his legs.



Draw his paws using little circles or ovals.



Add a curvy tail and some curvy eyebrows.



Add triangle stripes and you're all done!

