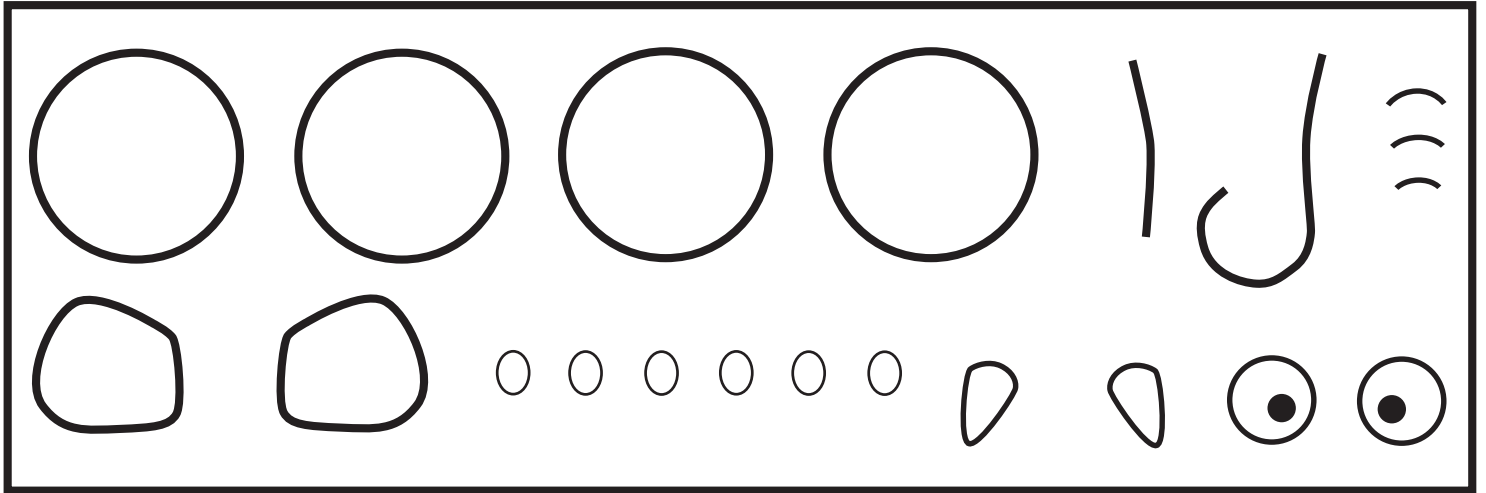



How to Draw a Cartoon Elephant


Use all of the shapes in the shape bank to draw a cartoon elephant!




1) Draw a circle.




2) Draw three more circles for the head and the ears.



3) Erase some of the inside lines to make your drawing look like the one below.




4) Add the elephant's feet.




How to Draw a Cartoon Elephant


5) Draw three tiny toes on the elephant's feet.




6) Draw two lines for his trunk.



7) Erase some of the inside lines from the trunk so that your drawing looks like the one below.



8) Draw two triangles for his tusks and erase the inside lines.



9) Draw his eyes and some wrinkles on his nose! Then color him in and he is ready to go!

