

HOW TO DRAW A TREE

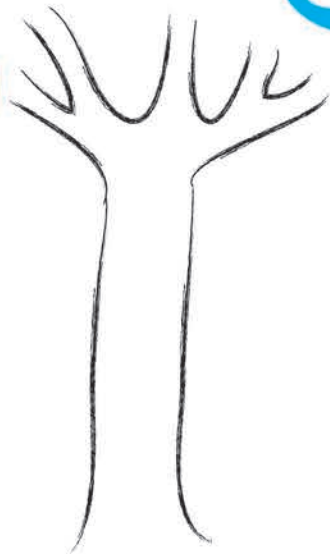
Follow these easy steps to turn a couple of lines into a lush apple tree.

1




Start by drawing the trunk.

2




Next, add some branches.

3




Then, add the leaves.

4



Finish off by adding some fruit.

5



Don't forget to add color to your final picture!