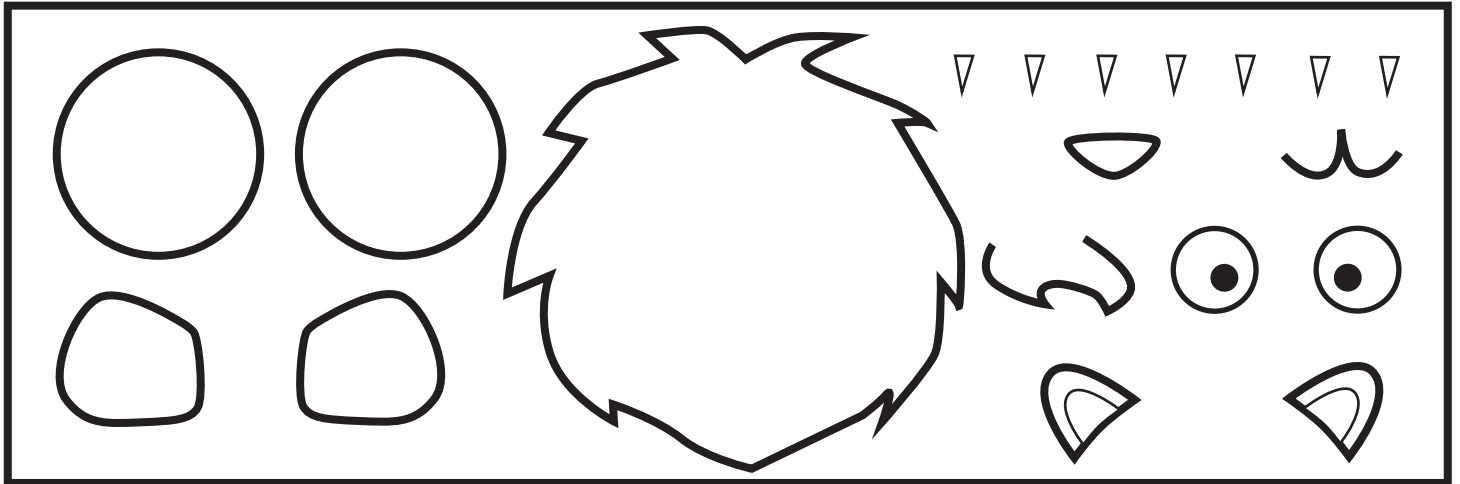



# How to Draw a Cartoon Lion


Use all of the shapes in the shape bank to draw a cartoon lion!



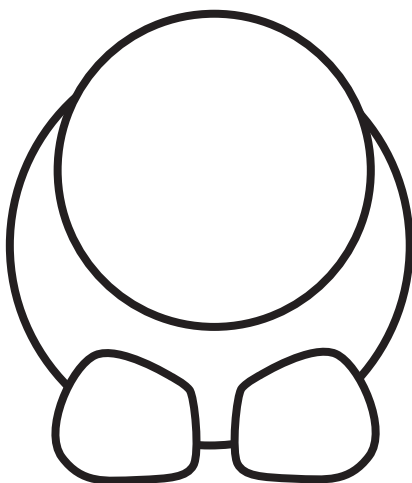
1) Draw a circle.




2) Draw one more circle for the head and erase the inside line.



3) Add the lion's feet and erase the inside lines.




4) Draw three tiny claws on the lion's feet.




# How to Draw a Cartoon Lion

5) Draw the lion's mane and erase the inside lines so your drawing looks like the one below.



6) Draw the lion's ears and erase any inside lines.



7) Draw in the lion's face. Then color him in and he's ready to go!



## Fun Lion Facts:

- The roar of a lion can be heard from 8 kilometers (5.0 miles) away.
- Lions are the second largest big cat species in the world (behind tigers).
- Lionesses are better hunters than males and do most of the hunting for a pride.