



How to Draw a Cartoon Giraffe


Use all of the shapes in the shape bank to draw a cartoon giraffe!



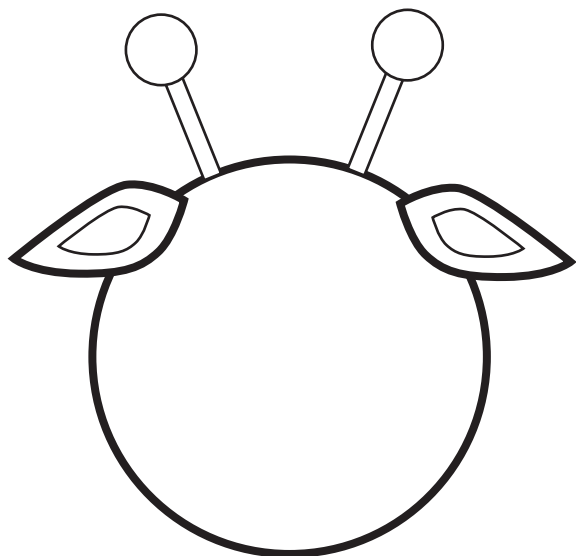
1) Draw a circle for the giraffe's head.




2) Draw the giraffe's two ears and erase the inside lines.



3) Draw the giraffe's horns on top of its head.




3) Draw the giraffe's eyes and nose.




How to Draw a Cartoon Giraffe


5) Draw the giraffe's neck.



6) Draw another circle for the giraffe's body.



7) Draw the giraffe's feet. Inside of his feet, draw his toes.



8) Draw in the giraffe's spots. Then color him in and he's ready to go!

