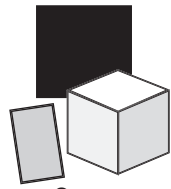
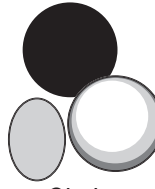


HOW To DRAW

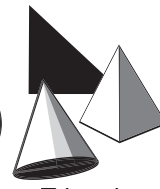
Drawing an object begins with some basic shapes.
Look around and you'll see them in everything.



Squares,
Rectangles &
Cubes



Circles,
Ovals, &
Spheres



Triangles,
Cones &
Pyramids




Use the shapes to
draw anything, like
this house.


Lets Draw a Clown!

Start your drawing with very light pencil lines and darken them later.


Step 1: In the big box draw a large circle to make the face. Add a circle nose and ovals for the eyes. Add the mouth with an oval, bent a little in the middle.



Step 2: For the hat, draw a slanted triangle. Draw a small circle on top and several on the triangle. Put a rectangle across the bottom for the hat band.



Step 3: For hair, draw a triangle on each side of the face.



Now you have our drawing. Darken the lines you want to keep and gently erase any you don't want. Your clown is ready to be colored.

