

# FINDING THE HIDDEN GHOSTS!

For this game you'll need:

Scissors

Glue


Pencil


Make a set of these adorable ghost silhouettes to use in a game that helps kids practice describing location!

Cut out the ghost silhouettes and hide them around the room. Have kids work in pairs to find two ghosts. After they have found their ghosts, have them paste the ghost to their writing sheet and describe where they found it. Make sure to post the word bank for them to use and try to label the places where the ghosts are hidden.

Example: "I found my ghost hiding under the table."








## **WORD BANK**

above    below    on

beside    behind

next to    in front of

# FINDING THE HIDDEN GHOSTS!



I found my ghost hiding