

HALLOWEEN SIGHT WORDS BINGO

1. Cut out the game pieces on pages 8–14 and the call-out cards on pages 15–16. Be careful not to cut up the Bingo Boards on pages 1 through 7.
2. When a word is called and it matches the same word on the board, the player can cover it with a game piece.
3. When a player covers a line of words from top to bottom, straight across, or diagonally, they can yell out “Bingo!”

Do not cut.

not	go	and
the	 <p>FREE SPACE</p>	look
can	see	that

HALLOWEEN SIGHT WORDS BINGO

1. Cut out the game pieces on pages 8–14 and the call-out cards on pages 15–16. Be careful not to cut up the Bingo Boards on pages 1 through 7.
2. When a word is called and it matches the same word on the board, the player can cover it with a game piece.
3. When a player covers a line of words from top to bottom, straight across, or diagonally, they can yell out “Bingo!”

Do not cut.

into

get

that

and



FREE SPACE

look

go

not

run

HALLOWEEN SIGHT WORDS BINGO

1. Cut out the game pieces on pages 8–14 and the call-out cards on pages 15–16. Be careful not to cut up the Bingo Boards on pages 1 through 7.
2. When a word is called and it matches the same word on the board, the player can cover it with a game piece.
3. When a player covers a line of words from top to bottom, straight across, or diagonally, they can yell out “Bingo!”

Do not cut.

look

and

that

run



FREE SPACE

see

the


said

go

HALLOWEEN SIGHT WORDS BINGO

1. Cut out the game pieces on pages 8–14 and the call-out cards on pages 15–16. Be careful not to cut up the Bingo Boards on pages 1 through 7.
2. When a word is called and it matches the same word on the board, the player can cover it with a game piece.
3. When a player covers a line of words from top to bottom, straight across, or diagonally, they can yell out “Bingo!”

Do not cut.

am	said	here
not	 FREE SPACE	the
at	are	come

HALLOWEEN SIGHT WORDS BINGO

1. Cut out the game pieces on pages 8–14 and the call-out cards on pages 15–16. Be careful not to cut up the Bingo Boards on pages 1 through 7.
2. When a word is called and it matches the same word on the board, the player can cover it with a game piece.
3. When a player covers a line of words from top to bottom, straight across, or diagonally, they can yell out “Bingo!”

Do not cut.

come	if	go
are	 <p>FREE SPACE</p>	said
and	you	the

HALLOWEEN SIGHT WORDS BINGO

1. Cut out the game pieces on pages 8–14 and the call-out cards on pages 15–16. Be careful not to cut up the Bingo Boards on pages 1 through 7.
2. When a word is called and it matches the same word on the board, the player can cover it with a game piece.
3. When a player covers a line of words from top to bottom, straight across, or diagonally, they can yell out “Bingo!”


Do not cut.

you	run	at
is	 <p>FREE SPACE</p>	see
get	are	if

HALLOWEEN SIGHT WORDS BINGO

1. Cut out the game pieces on pages 8–14 and the call-out cards on pages 15–16. Be careful not to cut up the Bingo Boards on pages 1 through 7.
2. When a word is called and it matches the same word on the board, the player can cover it with a game piece.
3. When a player covers a line of words from top to bottom, straight across, or diagonally, they can yell out “Bingo!”

Do not cut.

not	into	come
you	 <p><i>FREE SPACE</i></p>	that
and	is	here

HALLOWEEN SIGHT WORDS BINGO

1. Cut out the game pieces on pages 8–14 and the call-out cards on pages 15–16. Be careful not to cut up the Bingo Boards on pages 1 through 7.
2. When a word is called and it matches the same word on the board, the player can cover it with a game piece.
3. When a player covers a line of words from top to bottom, straight across, or diagonally, they can yell out “Bingo!”

Cut along the dotted lines.





HALLOWEEN SIGHT WORDS BINGO



1. Cut out the game pieces on pages 8–14 and the call-out cards on pages 15–16. Be careful not to cut up the Bingo Boards on pages 1 through 7.
2. When a word is called and it matches the same word on the board, the player can cover it with a game piece.
3. When a player covers a line of words from top to bottom, straight across, or diagonally, they can yell out “Bingo!”

Cut along the dotted lines.

not

can

that

the

see

run

and

look

get

go


into

am



HALLOWEEN SIGHT WORDS BINGO



- 
1. Cut out the game pieces on pages 8–14 and the call-out cards on pages 15–16. Be careful not to cut up the Bingo Boards on pages 1 through 7.
 2. When a word is called and it matches the same word on the board, the player can cover it with a game piece.
 3. When a player covers a line of words from top to bottom, straight across, or diagonally, they can yell out “Bingo!”

Cut along the dotted lines.

you

up

come

at

said

are

is

here

if



HALLOWEEN SIGHT WORDS BINGO

1. Cut out the game pieces on pages 8–14 and the call-out cards on pages 15–16. Be careful not to cut up the Bingo Boards on pages 1 through 7.
2. When a word is called and it matches the same word on the board, the player can cover it with a game piece.
3. When a player covers a line of words from top to bottom, straight across, or diagonally, they can yell out "Bingo!"

Cut along the dotted lines.



HALLOWEEN SIGHT WORDS BINGO

1. Cut out the game pieces on pages 8–14 and the call-out cards on pages 15–16. Be careful not to cut up the Bingo Boards on pages 1 through 7.
2. When a word is called and it matches the same word on the board, the player can cover it with a game piece.
3. When a player covers a line of words from top to bottom, straight across, or diagonally, they can yell out “Bingo!”

Cut along the dotted lines.



HALLOWEEN SIGHT WORDS BINGO

1. Cut out the game pieces on pages 8–14 and the call-out cards on pages 15–16. Be careful not to cut up the Bingo Boards on pages 1 through 7.
2. When a word is called and it matches the same word on the board, the player can cover it with a game piece.
3. When a player covers a line of words from top to bottom, straight across, or diagonally, they can yell out “Bingo!”

Cut along the dotted lines.

