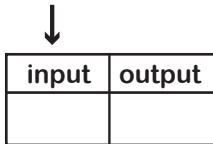
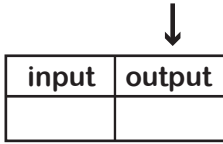
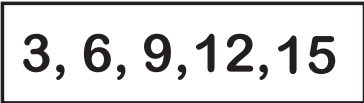
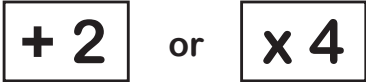



GLOSSARY FOR EL SUPPORT LESSON PLAN:

FIGURING OUT FUNCTION TABLES

Word	Definition	Visual	
input	the number that is put into the first column of the function table		
output	the number that you get after applying the rule to the input		
number pattern	a series of numbers that relate to each other with a set rule		
rule	the math operation that needs to be applied to the input to get the output		
operation	math processes such as add, subtract, multiply, and divide		
function table	a chart that shows the relationship between input and output numbers		