


Get Creative! Choice Board

Directions: Choose one or more activities to complete.


Create a model of your favorite animal using clay or play dough.



Collect items from nature, such as sticks, leaves, and rocks. Use these items to create a home for an imaginary animal.



Draw a picture with wax crayons, then paint over your drawing with watercolor paints. You will create a piece of art where the crayon will repel the watercolor, called a resist!



Create a collage of your favorite things using pictures from magazines.




Use recycled objects (e.g., toilet paper tubes, newspaper, milk cartons) to create a sculpture.



Create a still life drawing of an object in your home using pencils, crayons, or markers.



Use objects around your house to make a color wheel for the six main colors: red, orange, yellow, green, blue, and violet. Then draw a picture of your finished color wheel.



Create your own art alphabet! Draw a picture that starts with each letter of the alphabet.

