



Name \_\_\_\_\_

Date \_\_\_\_\_

# Froggy Subtraction



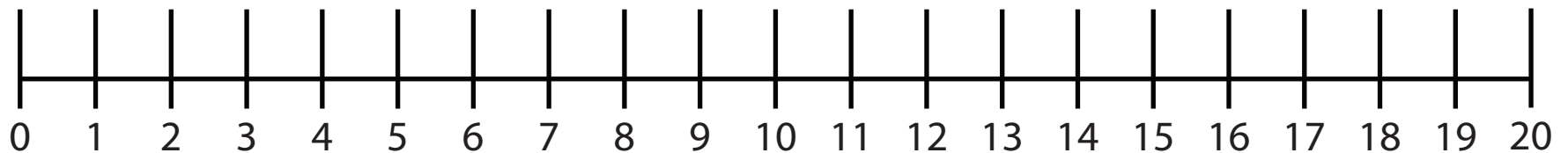
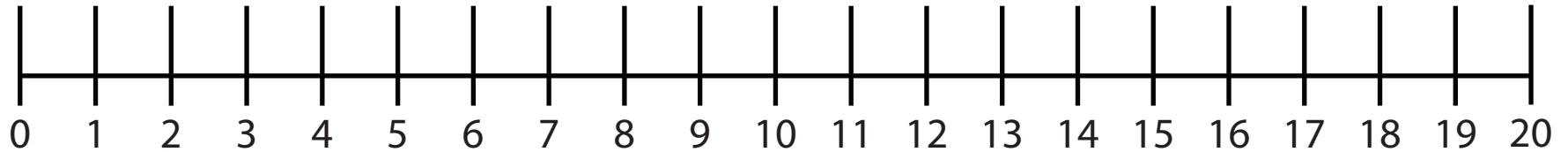
1. Each player uses a number line and puts a frog on 20.
2. Player A rolls the die and hops that many spaces backward.
3. Player A says a number sentence: "\_\_\_\_\_ minus \_\_\_\_\_ equals \_\_\_\_\_."
4. Player B rolls the die and hops that many spaces backward.
5. Player B says a number sentence: "\_\_\_\_\_ minus \_\_\_\_\_ equals \_\_\_\_\_."
6. The first player to land exactly on 0 wins!



Name \_\_\_\_\_

Date \_\_\_\_\_

# Froggy Subtraction



Name \_\_\_\_\_

Date \_\_\_\_\_

# Froggy Subtraction

The worksheet features a 4x4 grid of frog cutouts. Each frog is enclosed in a dashed-line shape. The frogs alternate between upright and inverted positions in a checkerboard pattern. A blue arrow is placed between the two frog images in each cell, pointing either up or down to indicate the direction of subtraction. A small scissors icon is located in the top-left corner of the grid area.