


# ★ FROGGIE



FINISH

5

2

1

0

4



6

0

1

3

5

5



1

3

9

4

8



2


5

0



START

# Math Game ★



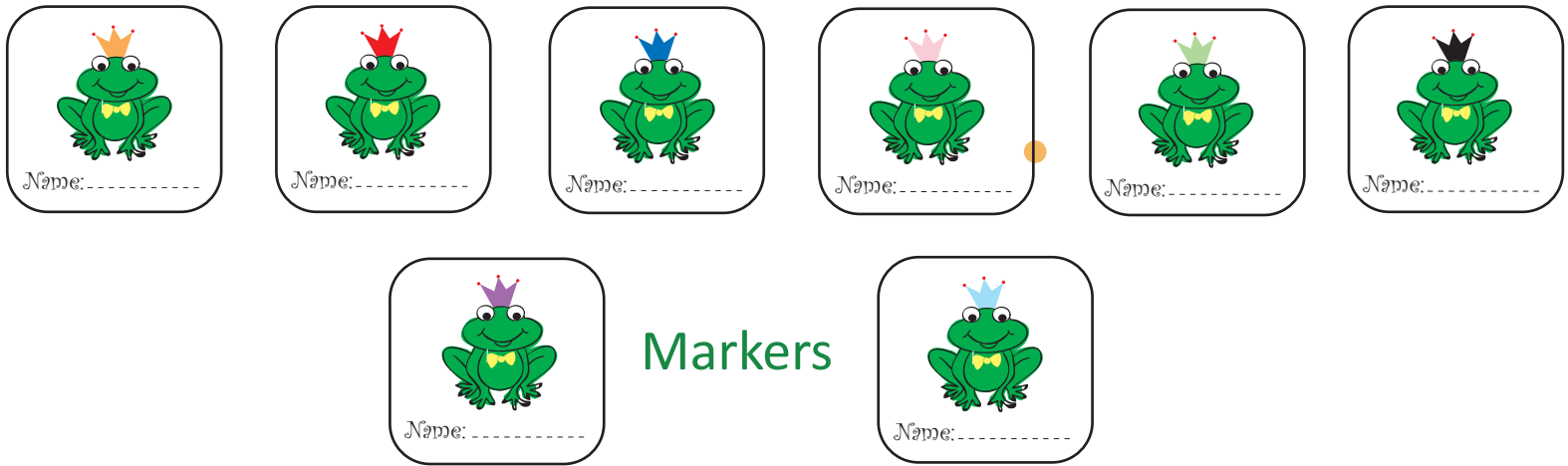
# ★ FROGGIE MATH GAME ★

**Object Of The Game :** Adding up the numbers to help the FROG PRINCE meet his PRINCESS!

1. Cut out the Froggie markers and the dice with the help of a parent. Paste the dice together.  
**Please note:** Game pieces work best when printed on thicker paper.
2. Choose your froggie marker and write your name on it.
3. Roll the dice and move the marker according to the number on the dice.
4. Add the number on the dice with the number on the space where your marker lands.
5. If you add the numbers correctly, the marker stays on that space. If not, go back to your last space!
6. The first person to reach Finish wins!

**Variations to the game:**

1. Subtract one from the the number on the space where your marker lands.
2. Double the number on the space where your marker lands.



Ask a parent to help you cut and paste this dice together.

