



Fraction Practice: Identify Equivalent Fractions

Circle the equivalent fractions in each row. Use the models to help you decide!


1.



$$\frac{1}{2}$$

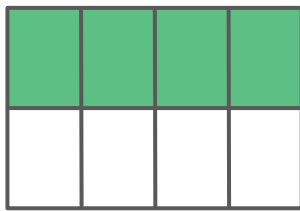


$$\frac{2}{3}$$

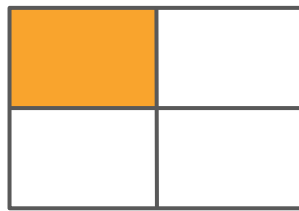


$$\frac{2}{4}$$

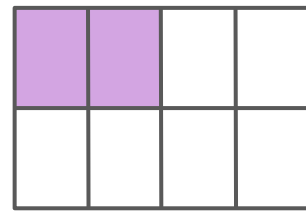
2.



$$\frac{4}{8}$$

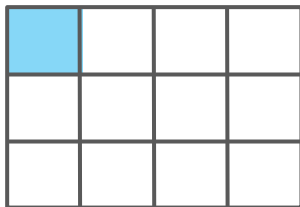


$$\frac{1}{4}$$




$$\frac{2}{8}$$

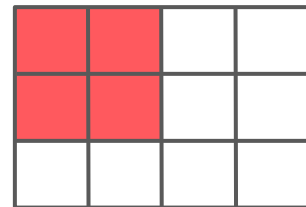
3.



$$\frac{1}{12}$$




$$\frac{2}{24}$$




$$\frac{4}{12}$$


4.



$$\frac{1}{4}$$



$$\frac{2}{3}$$



$$\frac{6}{9}$$