


Name \_\_\_\_\_

Date \_\_\_\_\_



# Food Conservation Poster



**Directions:** Read one of the articles, and use the space below to record notes about things you noticed in the article and things that you may have wondered.

– *Food Matters: Empowering Cities to Tackle Food Waste*  
<https://www.nrdc.org/resources/food-matters>

– *Drive Federal Action to Reduce Food Waste*  
<https://www.nrdc.org/issues/drive-federal-action-reduce-food-waste>

## Things I Noticed:

→ \_\_\_\_\_  
\_\_\_\_\_

→ \_\_\_\_\_  
\_\_\_\_\_

→ \_\_\_\_\_  
\_\_\_\_\_

## Things I Wondered:


→ \_\_\_\_\_  
\_\_\_\_\_

→ \_\_\_\_\_  
\_\_\_\_\_


→ \_\_\_\_\_  
\_\_\_\_\_

Name \_\_\_\_\_

Date \_\_\_\_\_



# Food Conservation Poster



Now, using information you learned from the Natural Resources Defense Council website (<https://www.nrdc.org/>), design a food conservation poster. You can use the space below or create your poster on a separate paper or poster board.

- Include statistics on food waste.
- Include why it is important to conserve food.
- Use colors and pictures that catch people's eyes!
- Offer any tips for food conservation based on what you learned!