


FATHER'S DAY **GAMES** Let's Go Fishing!



























- 1 Have your Dad help cut out and assemble the dice and fish cards from pages 2 and 3.
- 2 Pile all the fish cards face down on the pond below.
- 3 Each player takes a turn at rolling the dice and follows the directions for “catching” fish.
- 4 When all the fish are gone from the pond, the players then add up the points from their fish cards and the one with the most points wins!



FATHER'S DAY **GAMES** Let's Go Fishing!





FATHER'S DAY **GAMES** Let's Go Fishing!



Fold on the dotted lines.

Cut, fold and then **tape** the dice together. **Now** you are ready to **play!**

