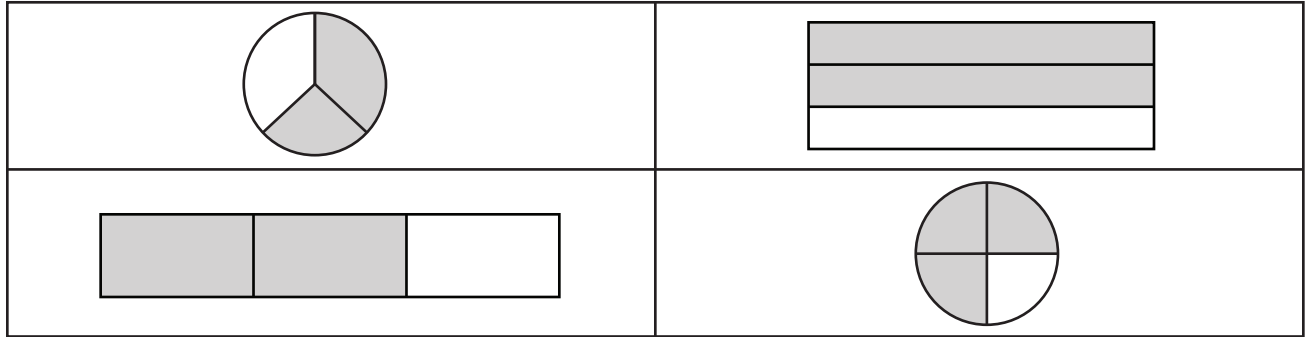


Equivalent Fractions: Which One Doesn't Belong?

Directions: Circle the picture that does not belong with the other three picture. Then, write an explanation to express why it does not belong.

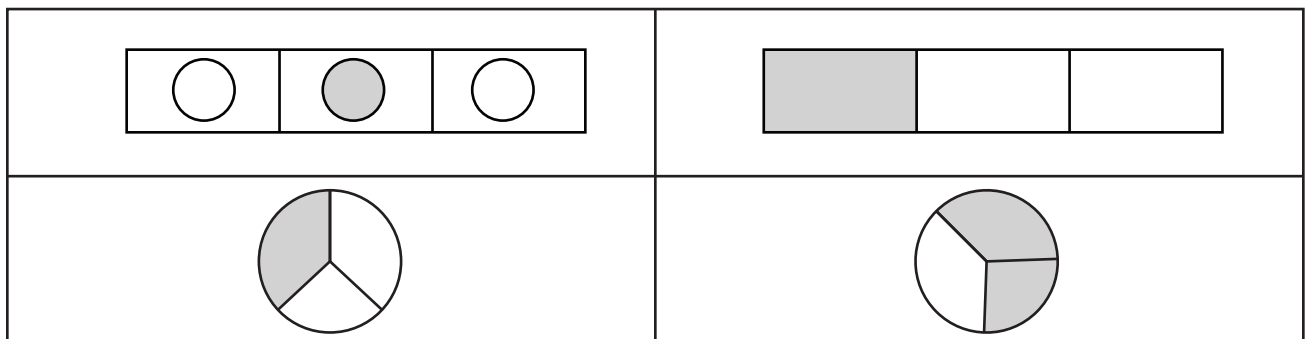
1.



Explanation/Drawing: The three pictures belong together because _____

_____, but the circled picture does not belong because _____

2.



Explanation/Drawing: The three pictures belong together because _____

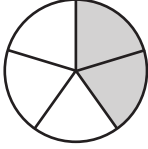
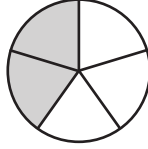
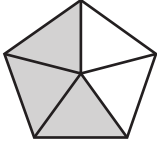
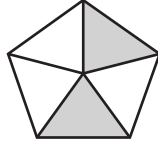
_____, but the circled picture does not belong because _____

Name _____

Date _____


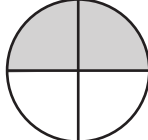


Equivalent Fractions: Which One Doesn't Belong?

3.

Explanation/Drawing: The three pictures belong together because _____
_____, but the circled picture does not belong because _____.

4.

Explanation/Drawing: The three pictures belong together because _____
_____, but the circled picture does not belong because _____.