
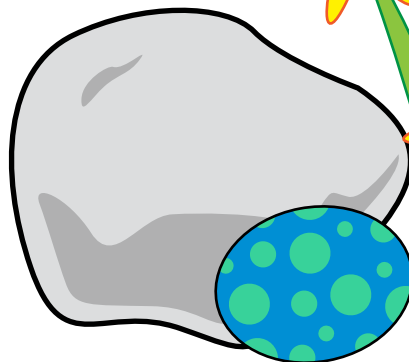




# Easter Egg Hunt!



**TAPE** this page and the next page together to make the game board.  
Works best printed on thicker paper!

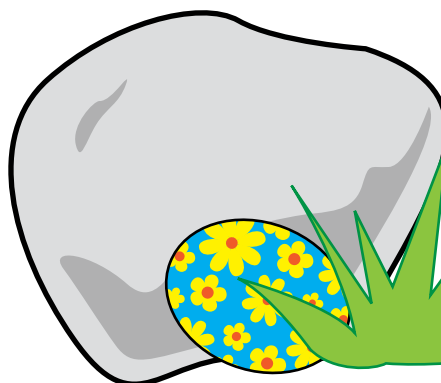







### How to Play:

Players roll the die and move their baskets along the board.

If a player lands on a large stepping stone, they can pick up (find) an egg from the pile of egg cards.

The player with the most eggs after everyone finishes is the winner!



**Pile Egg Cards  
Here!**



Cut, fold and then tape the dice and game pieces together. Now you are ready to play!

# Easter Egg Hunt!

Lose Your Turn!

1

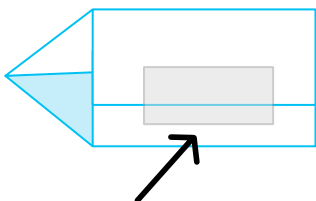

2

3

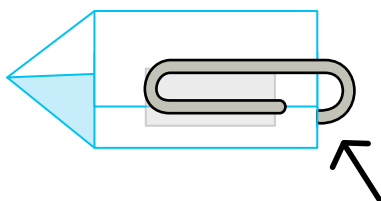
Find an EGG!  
(Take one from the Pile)

For best results, print on thicker paper.

Fold on the dotted lines.

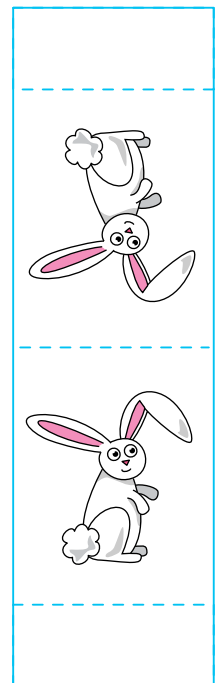
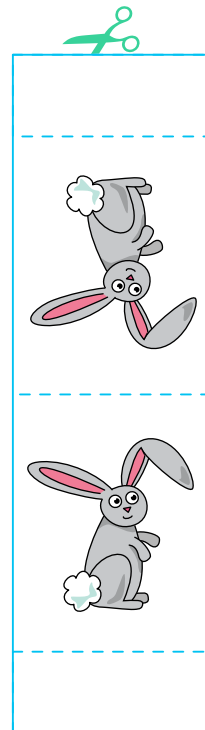
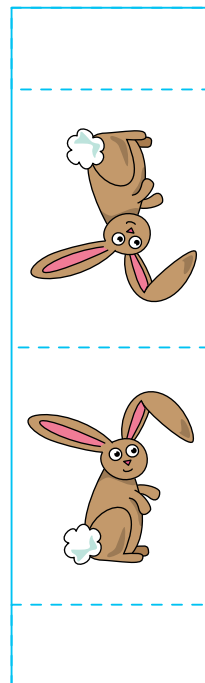
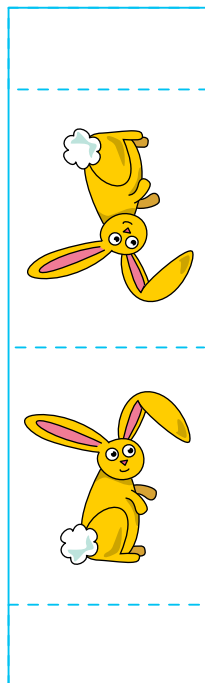


Tape on the bottom.




For added stability, slide a paper clip on the bottom of each piece.

Find an EGG!  
(Take one from the Pile)



# Easter Egg Hunt!



COLOR in the Easter Eggs and then ask an adult to help with cutting them out. Some eggs have already been colored in and some eggs are blank so you can color them in however you want!

For **best results**, print on **thicker paper**.