

Distributive Property Drawings


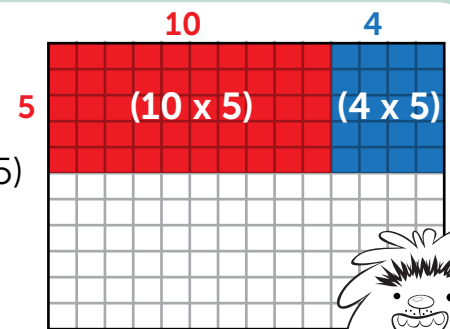
The **distributive property** is a tool to make multiplication with larger numbers easier.

To use the distributive property:
Break one factor into two addends, multiply both addends by the other factor, and add together both products.
Use a visual, such as an area model to demonstrate.

Break up the bigger number into two addends


$$\begin{aligned}
 &14 \times 5 \\
 &\swarrow \\
 &(10 + 4) \times 5 \\
 &(10 \times 5) + (4 \times 5) \\
 &50 + 20 = 70
 \end{aligned}$$

$$14 \times 5 = 70$$




Directions: Solve each problem using the distributive property. Draw and label an area model. Write your answer on the line.


1. $14 \times 6 =$ _____



2. $5 \times 12 =$ _____



3. $3 \times 13 =$ _____



4. $4 \times 14 =$ _____

