


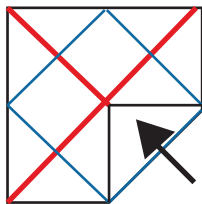
10 Things to Do with a Piece of Paper

★ Cootie Catcher ★

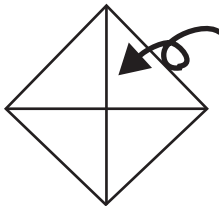
A fun game to play alone or with a friend! Print out the next page and cut on the dotted lines. Follow the instructions below.



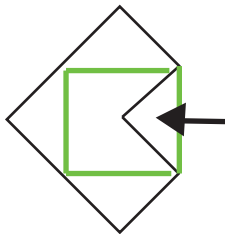
Step 1: Fold the piece of paper in half from top corners to bottom corners along the red guide lines.



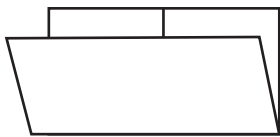
Step 2: Unfold. Fold the piece of paper to the corner of the paper along the blue guide lines.
(Make sure the artwork is face down for this step)



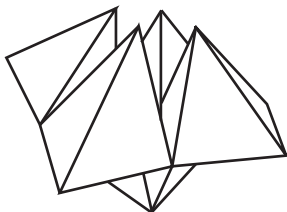
Step 3: Flip the square over.



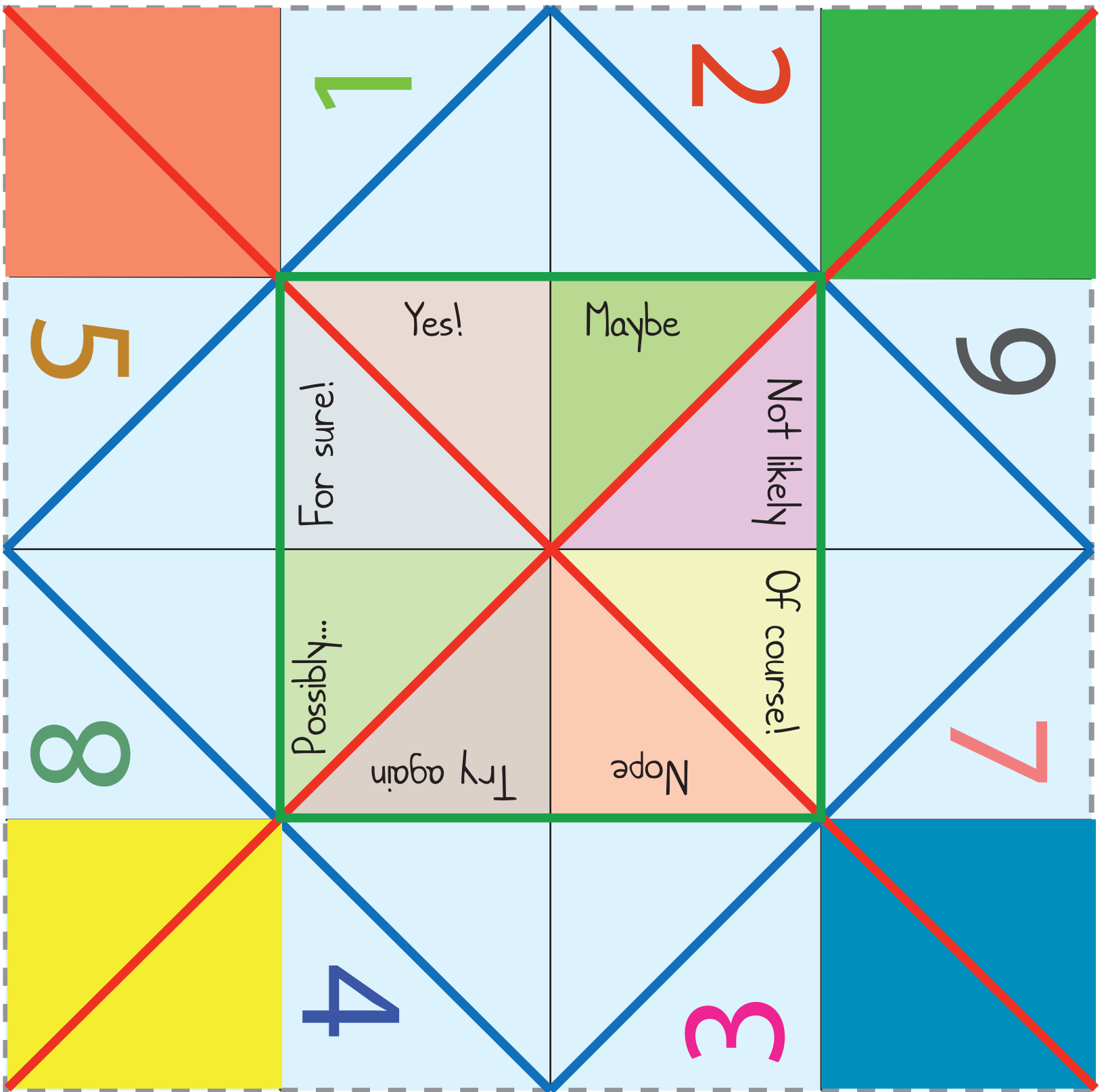
Step 4: Fold the piece of paper to the corner of the paper along the green guide lines. Fold the square in half.



Step 5: Fold the square in half and unfold. Repeat on the other half.



Step 6: Work your fingers into the pockets of paper in each of the four corners. Play alone or with a friend! Find out how to play on the next page.



How to play:

- Have your friend ask a “yes or no” question and pick a color.
- Move the flaps in and out, spelling the color chosen.
- Open the fortune teller to reveal the numbers and have your friend pick one. Count out the number they have chosen by moving the flaps in and out.
- Now reveal the answer to their question! Use the fortunes provided, or write out your own.