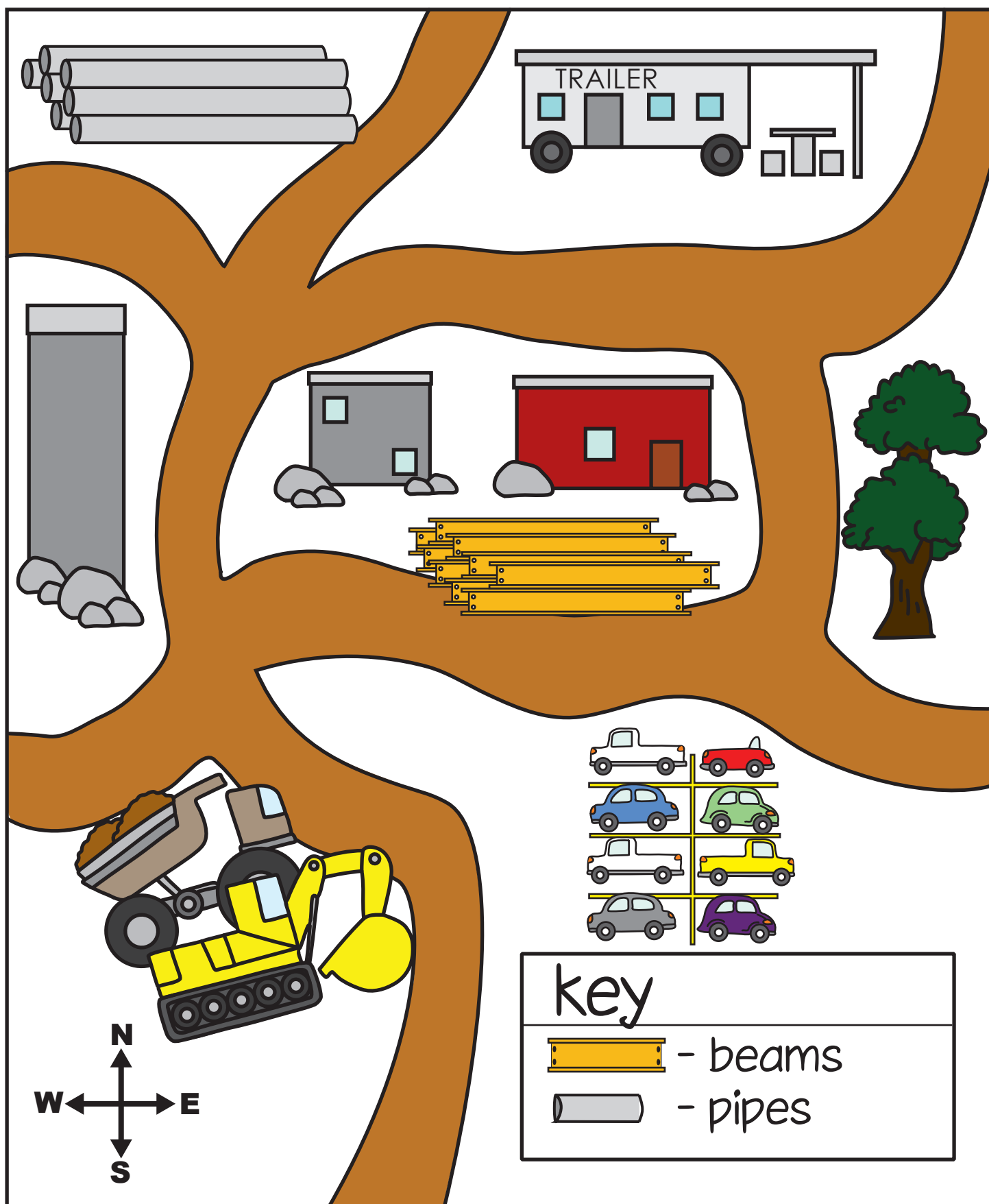




# Find Your Way Through the Construction Site

Answer the questions about the construction site map below.



key

|  |         |
|--|---------|
|  | - beams |
|  | - pipes |

# Find Your Way Through the Construction Site

Answer the questions about the construction site.



How many beams can you count on the construction site?

-----

Identify the *compass*. What do N, S, E, W stand for?

-----

If you walk from the parking lot to the trailer, which direction are you going?

-----

How many pipes can you count on the construction site?

-----

What direction do you go to get from the trees to the pile of beams?

-----

Identify the *key*. What is the purpose of a key?

-----

