






Name _____

Date _____

Co-Crafting Area Situations

- Look at each rectangle and think of the information that is given.
- Calculate the area of the rectangle. Remember: Area = Length x Width.
- Write a story situation that matches the information. Use the paragraph frame in the first problem as a guide.

Picture and Information	Possible Situation
<div style="text-align: center; margin-bottom: 10px;">10 inches</div>  <div style="text-align: right; margin-top: 10px;">3 inches</div>	<p>The length is _____. The width is _____.</p> <p>The area is _____.</p> <p>A possible story situation for it is: _____</p> <p>_____</p> <p>_____</p>
<div style="text-align: center; margin-bottom: 10px;">5 feet</div>  <div style="text-align: right; margin-top: 10px;">8 feet</div>	
<div style="text-align: center; margin-bottom: 10px;">12 meters</div>  <div style="text-align: right; margin-top: 10px;">4 meters</div>	
<div style="text-align: center; margin-bottom: 10px;">9 inches</div>  <div style="text-align: right; margin-top: 10px;">15 inches</div>	
<div style="text-align: center; margin-bottom: 10px;">7 yards</div>  <div style="text-align: right; margin-top: 10px;">4 yards</div>	