

Close Reading Annotations



Name: _____ Date: _____

Annotations are thinking marks that you use to record your thoughts while you read.



Underline the **topic sentences** and main idea.



Circle **powerful words** and phrases.



Draw a star next to any **important ideas**.



Put a question mark next to **confusing parts** or anything you have a question about.



Box **words you don't know**.



Mark interesting or **surprising parts** with an exclamation point.



Write **your thoughts** in the margin.

Use annotations to make thinking marks as you read the following passage.

The History of Chocolate

When you think of chocolate, you probably imagine your favorite candy bar. But, when chocolate was first discovered over 4,000 years ago, it was actually consumed as a bitter-tasting drink mixed with honey, vanilla, and chili peppers. Chocolate is made from a bean called cacao, which is grown on trees that are native to Central and South America. After the beans are picked, they are allowed to ferment and dry for several weeks before being made into chocolate.



In the 14th century, the Aztec and Mayan people living in Mexico and Central America believed that chocolate had mystical properties. They used chocolate at sacred ceremonies and reserved chocolate for rulers and priests. In fact, chocolate was so desirable that cacao beans were used as currency. For example, in 1545, one cacao bean could buy a large tomato and 100 cacao beans could be traded for a whole turkey.

This space is called the **margin**. Write your notes here!











Close Reading Annotations

Annotation Guide

Before Reading

-  **Preview the text** by looking at it quickly to notice its title, structure, and things that stand out, like images and headings.
-  **Number the paragraphs** and circle the numbers so that you can reference them later.

While Reading

-  Underline the **topic sentences** and main idea.
-  Circle **powerful words** and phrases.
-  Draw a star next to any **important ideas**.
-  Put a question mark next to **confusing parts** or anything you have a question about.
-  Box **words you don't know**.
-  Mark interesting or **surprising parts** with an exclamation point.
-  Draw a heart next to your **favorite part(s)** of the text.
-  When you have a **connection**, mark it with a **C**.
-  Put an **E** next to **evidence** that supports the main idea.
-  Write **your thoughts** in the margin.