

























# New York City Bingo

Let's learn about the Big Apple with a game of Bingo! How to play:

1. Cut out the game pieces on pages 5–8 and call-out cards on page 9.  
Be careful not to cut up the bingo board below.
2. When a word is called and it matches the same word on the board, the player can cover it with a game piece.
3. When a player covers a line of words from top to bottom, straight across, or diagonally, they can yell out “Bingo!”

Do not cut.

























 subway	 fire hydrant	 fire escape	 bicycle	 pizza slice
 hot dog	 street sign	 coffee	 stoplight	 American flag
 pigeon	 baseball cap	<b>free space</b>	 food stand	 taxi cab
 baseball	 Statue of Liberty	 Brooklyn Bridge	 jazz	 Washington Square
 pretzel	 skyline	 One World Trade Center	 Empire State Building	 apple

# New York City Bingo

Let's learn about the Big Apple with a game of Bingo! How to play:

1. Cut out the game pieces on pages 5–8 and call-out cards on page 9.  
Be careful not to cut up the bingo board below.
2. When a word is called and it matches the same word on the board, the player can cover it with a game piece.
3. When a player covers a line of words from top to bottom, straight across, or diagonally, they can yell out “Bingo!”

Do not cut.

























 taxi cab	 pigeon	 apple	 baseball cap	 food stand
 Empire State Building	 pretzel	 Washington Square	 skyline	 One World Trade Center
 Brooklyn Bridge	 baseball	<b>free space</b>	 Statue of Liberty	 jazz
 fire escape	 bicycle	 subway	 fire hydrant	 pizza slice
 American flag	 stoplight	 hot dog	 street sign	 coffee

# New York City Bingo

Let's learn about the Big Apple with a game of Bingo! How to play:

1. Cut out the game pieces on pages 5–8 and call-out cards on page 9.  
Be careful not to cut up the bingo board below.
2. When a word is called and it matches the same word on the board, the player can cover it with a game piece.
3. When a player covers a line of words from top to bottom, straight across, or diagonally, they can yell out “Bingo!”

Do not cut.

























 Empire State Building	 hot dog	 pretzel	 One World Trade Center	 Washington Square
 fire escape	 pigeon	 food stand	 apple	 subway
 pizza slice	 baseball	<b>free space</b>	 Brooklyn Bridge	 skyline
 coffee	 baseball cap	 taxi cab	 fire hydrant	 bicycle
 American flag	 Statue of Liberty	 jazz	 street sign	 stoplight

# New York City Bingo

Let's learn about the Big Apple with a game of Bingo! How to play:

1. Cut out the game pieces on pages 5–8 and call-out cards on page 9.  
Be careful not to cut up the bingo board below.
2. When a word is called and it matches the same word on the board, the player can cover it with a game piece.
3. When a player covers a line of words from top to bottom, straight across, or diagonally, they can yell out “Bingo!”

Do not cut.

 American flag	 jazz	 hot dog	 subway	 fire hydrant
 Washington Square	 baseball	 Statue of Liberty	 One World Trade Center	 fire escape
 apple	 pretzel	<b>free space</b>	 Brooklyn Bridge	 stoplight
 pizza slice	 Empire State Building	 skyline	 pigeon	 bicycle
 coffee	 taxi cab	 baseball cap	 food stand	 street sign




# New York City Bingo

Let's learn about the Big Apple with a game of Bingo! How to play:

- 1.** Cut out the game pieces on pages 5–8 and call-out cards on page 9.  
Be careful not to cut up the bingo board below.
- 2.** When a word is called and it matches the same word on the board, the player can cover it with a game piece.
- 3.** When a player covers a line of words from top to bottom, straight across, or diagonally, they can yell out “Bingo!”

Cut along the dotted lines.






# New York City Bingo

Let's learn about the Big Apple with a game of Bingo! How to play:

- 1.** Cut out the game pieces on pages 5–8 and call-out cards on page 9.  
Be careful not to cut up the bingo board below.
- 2.** When a word is called and it matches the same word on the board, the player can cover it with a game piece.
- 3.** When a player covers a line of words from top to bottom, straight across, or diagonally, they can yell out “Bingo!”

Cut along the dotted lines.






# New York City Bingo

Let's learn about the Big Apple with a game of Bingo! How to play:

- 1.** Cut out the game pieces on pages 5–8 and call-out cards on page 9.  
Be careful not to cut up the bingo board below.
- 2.** When a word is called and it matches the same word on the board, the player can cover it with a game piece.
- 3.** When a player covers a line of words from top to bottom, straight across, or diagonally, they can yell out “Bingo!”

Cut along the dotted lines.






# New York City Bingo

Let's learn about the Big Apple with a game of Bingo! How to play:

- 1.** Cut out the game pieces on pages 5–8 and call-out cards on page 9.  
Be careful not to cut up the bingo board below.
- 2.** When a word is called and it matches the same word on the board, the player can cover it with a game piece.
- 3.** When a player covers a line of words from top to bottom, straight across, or diagonally, they can yell out “Bingo!”

Cut along the dotted lines.





# New York City Bingo

Let's learn about the Big Apple with a game of Bingo! How to play:

1. Cut out the game pieces on pages 5–8 and call-out cards on page 9.  
Be careful not to cut up the bingo board below.
2. When a word is called and it matches the same word on the board, the player can cover it with a game piece.
3. When a player covers a line of words from top to bottom, straight across, or diagonally, they can yell out “Bingo!”

Cut along the dotted lines.

subway	fire hydrant	fire escape	bicycle	pizza slice
hot dog	street sign	coffee	stoplight	American flag
pigeon	baseball cap		food stand	taxi cab
baseball	Statue of Liberty	Brooklyn Bridge	jazz	Washington Square
pretzel	skyline	One World Trade Center	Empire State Building	apple