




















# Candy Stop!

<p><b>Start</b></p>						
<p><b>Finish</b></p>						
	<ol style="list-style-type: none"> <li><b>1.</b> This game is for two players. Each player puts a penny on "Start" either heads or tails up.</li> <li><b>2.</b> Place the cut-out candy squares on the matching squares on the game board.</li> <li><b>3.</b> Roll the die and move around the board. Pick up the candy squares from the space you land on. If there is no candy on a space, you pick up nothing.</li> <li><b>4.</b> The player with the most candy at the end of the game wins!</li> </ol>					
						
						

# Candy Stop!

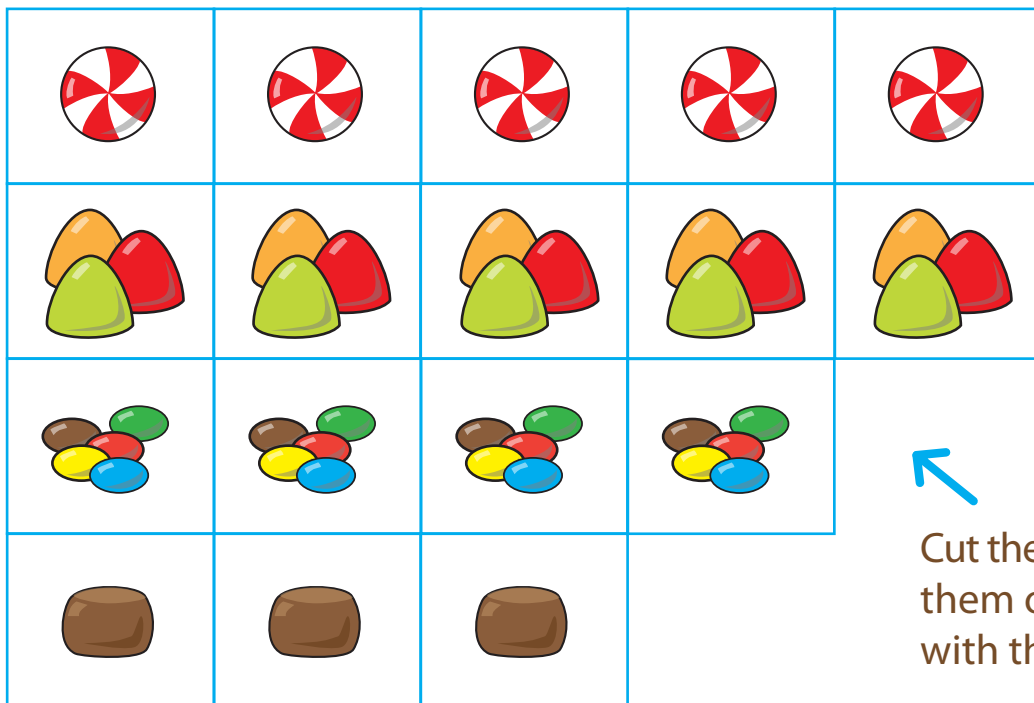
Game Pieces and Die Page



Ask a grown-up to cut and tape this together. →



↖ Fold on the dotted lines.



Cut these into squares and place them on the game board squares with the same picture.