




# Calculating Area at the Zoo




Name: \_\_\_\_\_

Date: \_\_\_\_\_


Find the area of each animal enclosure at the zoo. **Remember:** Area= Length x Width

53 ft.




38 ft.

24 ft.





19 ft.




19 ft.

97 ft.




72 ft.

16 ft.




59 ft.

31 ft.




31 ft.



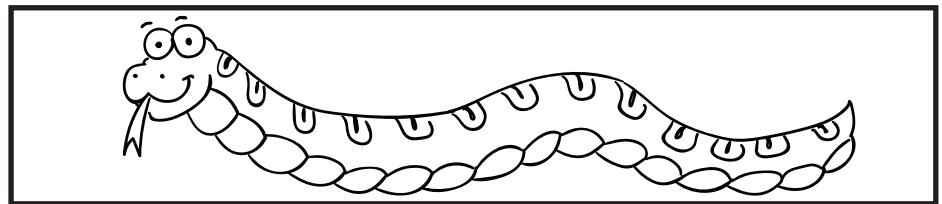
47 ft.

84 ft.

25 ft.




65 ft.



12 ft.

29 ft.



26 ft.

