

THE GREAT FIRE

Natural Disaster Research Project

In *The Great Fire*, Jim Murphy explains how a long summer of dry weather contributed to the catastrophic fire that ripped through Chicago in 1871. Today, people all over the world still experience natural disasters, which are natural events that typically cause severe damage. Natural disasters include hurricanes, floods, tornadoes, earthquakes, blizzards, forest fires, floods, and extreme heat waves.

For this project, you will research a region and a natural disaster. Then, you will design a multimedia project or infographic informing people about the natural disaster and how to stay safe.

PART 1. Select one geographic region and identify one natural disaster that affects the area.




<p>MY REGION:</p>	<p>MY NATURAL DISASTER:</p>
--------------------------	------------------------------------


PART 2. Research how your region prepares to keep citizens safe during your selected natural disaster and use the organizer on the following page to document your findings.

PART 3. Create a multimedia project to inform people in your chosen region about your natural disaster and how to stay safe. Your product should be engaging and informative for your audience.

- **Provide 1–2 supportive visuals of the natural disaster and its effect on your region.** Consider including an image of the natural disaster (like a satellite image of a hurricane making landfall), creating a collage of the destruction caused by the event (like a picture of a tub sitting on a highway after a tornado), or representing it in another meaningful way.
- **Include 3–5 facts about the natural disaster.** Use complete sentences to detail the natural disaster’s warning signs, characteristics, and frequency. Be sure to connect the natural disaster to the region you researched.
- **Name 3–5 ways to prepare for the natural disaster before it happens and how to stay safe during the event.** Include information about why these safety measures are essential and what might happen if people do not follow directions.

SUGGESTED PROJECT FORMATS:

 <p>PUBLIC SERVICE ANNOUNCEMENT a short, informational video</p>	 <p>SOCIAL MEDIA POST a picture or video format</p>	 <p>INFOGRAPHIC an informative poster</p>
--	---	---



THE GREAT FIRE

Natural Disaster Research Project

Research how your region prepares to keep citizens safe during your selected natural disaster, and use the organizer below to document your findings.

<p>CHARACTERISTICS What are the features of the natural disaster?</p>	<p>TIME AND PLACE When is the natural disaster most likely to occur?</p>
<p>WARNING SIGNS What are the warning signs of the natural disaster?</p>	<p>DANGER What makes the natural disaster dangerous?</p>
<p>PREPARATION How can people prepare for the natural disaster?</p>	<p>SAFETY How can people stay safe during the natural disaster?</p>
<p>REGION'S RISK FACTORS Why is this natural disaster likely to occur in this region?</p>	