



Practicing Adjectives

big and small

Name
Date

To parents

On the following pages, your child will learn adjectives paired with their opposites. If your child encounters difficulty, explain that adjectives help describe things and ask about the difference between each picture.

- An adjective is a word that describes a noun. A noun is a person, place, or thing. Look at each picture and say each adjective and noun aloud. Then trace and write the words below.



big dog



small dog

big dog

small dog

big dog

small dog

big dog

small dog

big dog


small dog

- Look at each picture and say each adjective and noun aloud. Then trace and write the words below.



big dog

big dog




small dog

small dog



big cat

big cat



small cat

small cat



Practicing Sentences

Using big and small

To parents

In this activity, your child will learn to use adjectives in a short sentence. If your child is having trouble reading a sentence, ask him or her to describe the picture next to it.

Name

- Look at each picture and say each sentence aloud.

Then trace the sentences below.

Date



The dog runs.



The big dog runs.

The big dog runs.

The big dog runs.



The small dog runs.

The small dog runs.


The small dog runs.

- Look at each picture and say each sentence aloud.
Then trace and write the sentences below.




The big dog runs.

The big dog runs.




The small dog runs.

The small dog runs.



The big cat runs.

The big cat runs.



The small cat runs.

The small cat runs.