






ICE CREAM FOR SALE! #9




Sam, Kate and Becky are selling ice cream cones.

Use the chart below to graph the sales and answer the questions.

Number of
Ice Cream Cones Sold

 Sam	4
 Kate	2
 Becky	5



- Who sold the most ice cream? _____
- Who sold the least ice cream? _____
- How many more ice cream cones did Sam sell than Kate?

- How many ice cream cones were sold in all? _____
- Becky's friend Ryan sold one more ice cream cone than Becky.
How many ice cream cones did Ryan sell? Show it on the graph.
