






ICE CREAM FOR SALE! #8




Sam, Kate and Becky are selling ice cream cones.

Use the chart below to graph the sales and answer the questions.

Number of
Ice Cream Cones Sold

 Sam	3
 Kate	6
 Becky	1



1. Who sold the most ice cream? _____

2. Who sold the least ice cream? _____

3. How many more ice cream cones did Kate sell than Sam?

4. How many ice cream cones were sold in all? _____

5. Kate's friend Tina sold 4 less ice cream cones than Kate.

How many ice cream cones did Tina sell? Show it on the graph.
