






ICE CREAM FOR SALE! #7




Sam, Kate and Becky are selling ice cream cones.

Use the chart below to graph the sales and answer the questions.

Number of
Ice Cream Cones Sold

 Sam	5
 Kate	2
 Becky	6



- Who sold the most ice cream? _____
- Who sold the least ice cream? _____
- How many more ice cream cones did Becky sell than Kate?

- How many ice cream cones were sold in all? _____
- Kate's friend Wendy sold 2 more ice cream cones than Kate.
How many ice cream cones did Wendy sell? Show it on the graph.
