






ICE CREAM FOR SALE! #5




Sam, Kate and Becky are selling ice cream cones.

Use the chart below to graph the sales and answer the questions.

Number of
Ice Cream Cones Sold

 Sam	3
 Kate	1
 Becky	5



- Who sold the most ice cream? _____
- Who sold the least ice cream? _____
- How many more ice cream cones did Becky sell than Kate?

- How many ice cream cones were sold in all? _____
- Kate's friend Ben sold 3 more ice cream cones than Kate.
How many ice cream cones did Ben sell? Show it on the graph.
