






ICE CREAM FOR SALE! #19

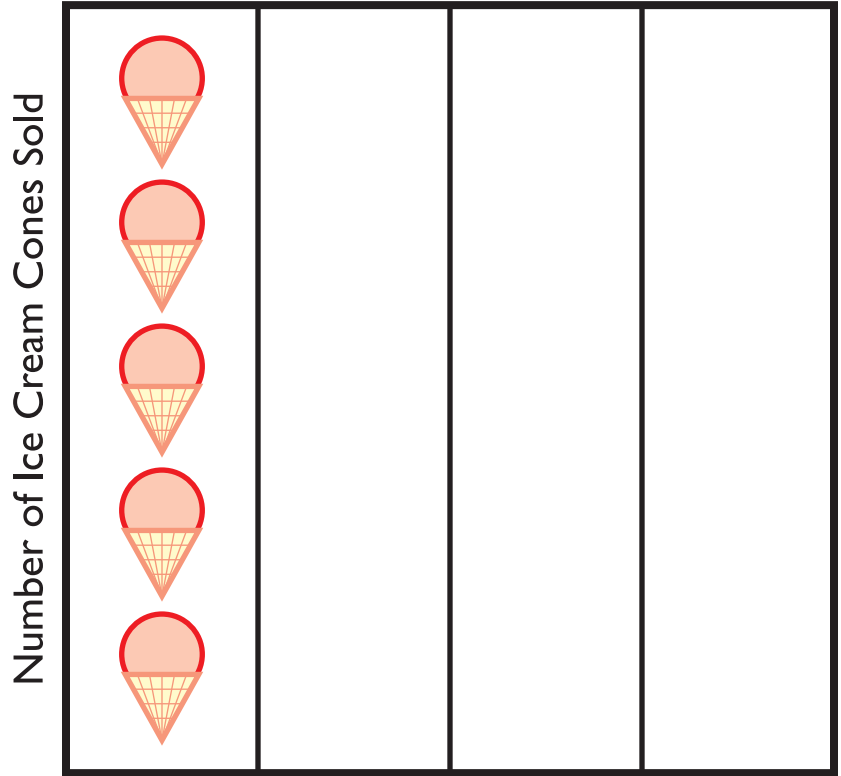


Sam, Kate and Becky are selling ice cream cones.

Use the chart below to complete the graph and answer the questions.

Number of Ice Cream Cones Sold

 Sam	5
 Kate	3
 Becky	1



Sam Kate Becky

1. Who sold the most ice cream?

2. Who sold the least ice cream? _____

3. How many more ice cream cones did Sam sell than Becky?

4. How many ice cream cones were sold in all? _____

5. Becky's friend Matthew sold 3 more ice cream cones than Becky. How many ice cream cones did Matthew sell? Draw it on the graph.
