






ICE CREAM FOR SALE! #18

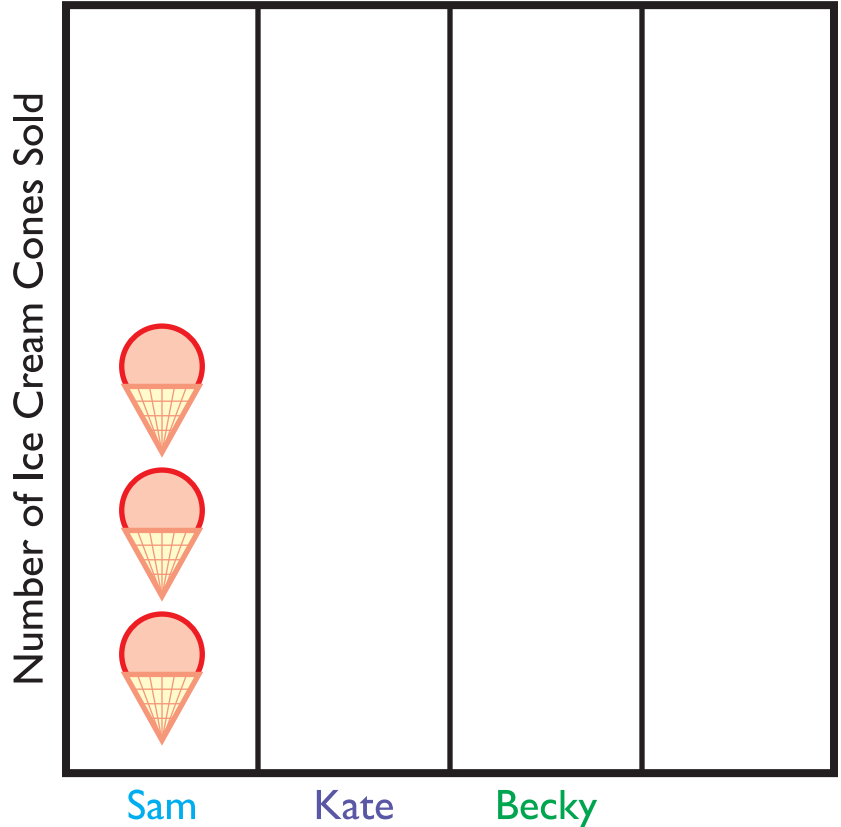


Sam, Kate and Becky are selling ice cream cones.

Use the chart below to complete the graph and answer the questions.

Number of Ice Cream Cones Sold

 Sam	3
 Kate	2
 Becky	5



1. Who sold the most ice cream?

2. Who sold the least ice cream? _____

3. How many more ice cream cones did Becky sell than Sam?

4. How many ice cream cones were sold in all? _____

5. Becky's friend Wanda sold one less ice cream cone than Becky.
How many ice cream cones did Wanda sell? Draw it on the graph.
