






ICE CREAM FOR SALE! #17




Sam, Kate and Becky are selling ice cream cones.

Use the chart below to complete the graph and answer the questions.

Number of
Ice Cream Cones Sold

 Sam	0
 Kate	4
 Becky	1



1. Who sold the most ice cream?

2. Who sold the least ice cream? _____

3. How many more ice cream cones did Kate sell than Becky?

4. How many ice cream cones were sold in all? _____

5. Sam's friend George sold 5 more ice cream cones than Sam.
How many ice cream cones did George sell? Draw it on the graph.
