






ICE CREAM FOR SALE! #14

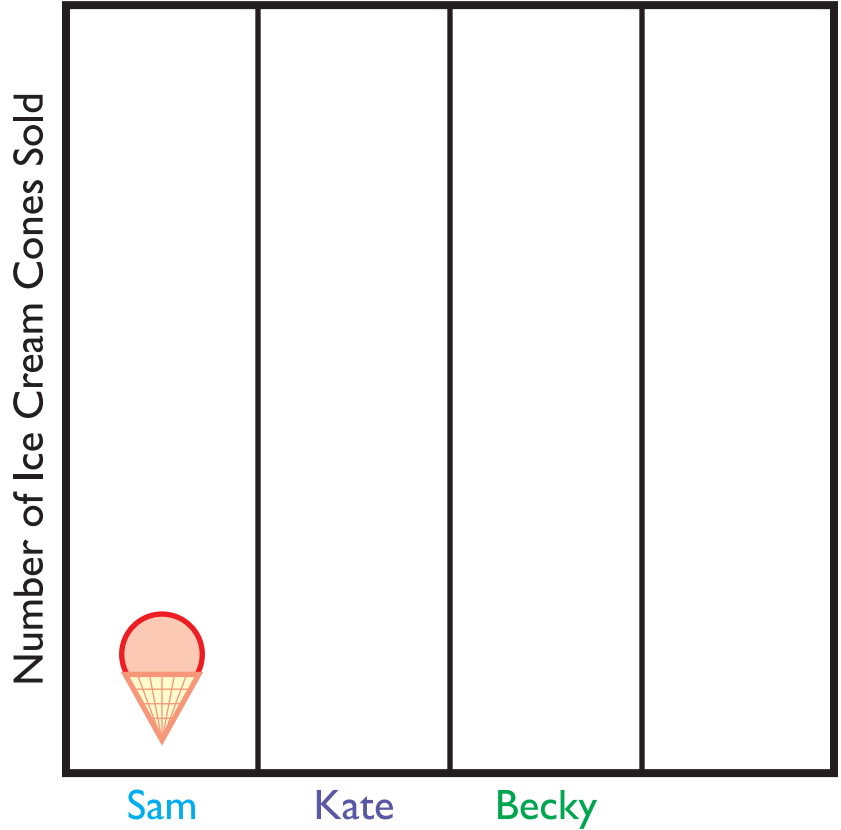


Sam, Kate and Becky are selling ice cream cones.

Use the chart below to complete the graph and answer the questions.

Number of
Ice Cream Cones Sold

 Sam	1
 Kate	4
 Becky	2



1. Who sold the most ice cream?

2. Who sold the least ice cream? _____

3. How many more ice cream cones did Kate sell than Sam?

4. How many ice cream cones were sold in all? _____

5. Kate's friend Sandy sold 3 less ice cream cones than Kate.

How many ice cream cones did Sandy sell? Draw it on the graph.
