






ICE CREAM FOR SALE! #12

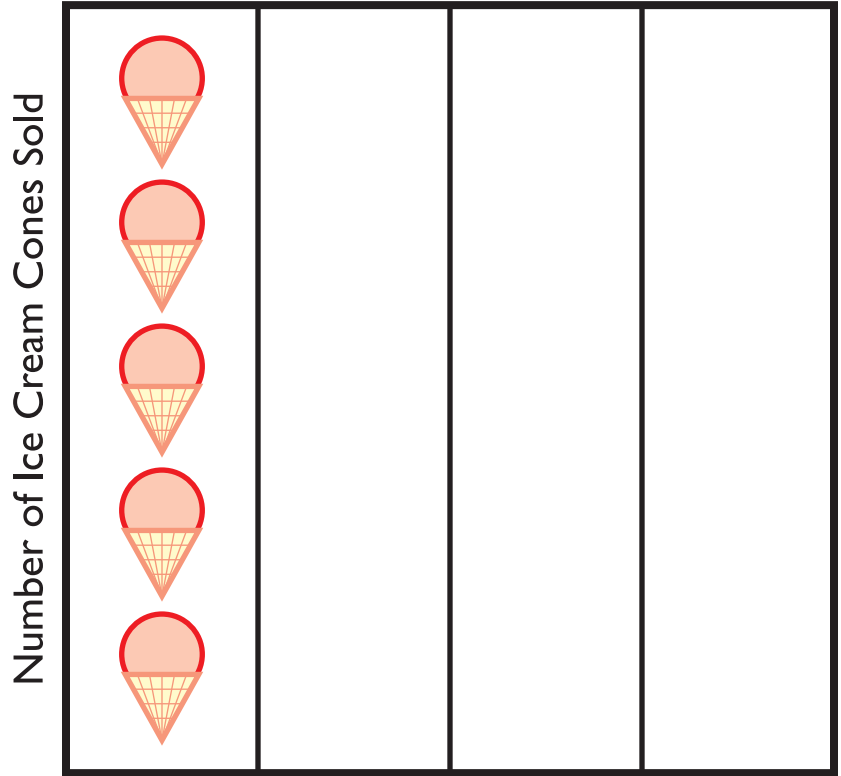


Sam, Kate and Becky are selling ice cream cones.

Use the chart below to complete the graph and answer the questions.

Number of Ice Cream Cones Sold

 Sam	5
 Kate	2
 Becky	4



1. Who sold the most ice cream?

2. Who sold the least ice cream? _____

3. How many more ice cream cones did Becky sell than Kate?

4. How many ice cream cones were sold in all? _____

5. Becky's friend Janet sold 3 less ice cream cones than Becky.
How many ice cream cones did Janet sell? Draw it on the graph.
