






ICE CREAM FOR SALE! #10




Sam, Kate and Becky are selling ice cream cones.

Use the chart below to graph the sales and answer the questions.

Number of
Ice Cream Cones Sold

 Sam	0
 Kate	5
 Becky	4



- Who sold the most ice cream? _____
- Who sold the least ice cream? _____
- How many more ice cream cones did Becky sell than Sam?

- How many ice cream cones were sold in all? _____
- Kate's friend Paula sold 3 less ice cream cones than Kate.
How many ice cream cones did Paula sell? Show it on the graph.
