



At-Home Activity Choice Board

Directions: Choose one or more activities to complete at home.



Select a book that everyone in your home is familiar with. Assign everyone a character. Decide that any arguments that day must take place in character.

Take pictures of at least four random objects around the house. Then create a story which includes these objects, either as characters or important objects, in the story. You can write the story down, or narrate it, creating a video or audio recording.



Improvise a story with another person. You start the story, and another person adds onto the story. Take turns until all storytellers agree on the ending. If you cannot agree, flip a coin to decide who gets to end the story. If the other person is long-distance, send emails back and forth or use a shared document for the story.



Challenge family members to construct a building that can fit into a small box while you create your own building. Then join all the buildings to create a town. As you assemble the town, ask yourself questions like, "Where do people live and what do they do? What is the environment like? How are these people connected?"



Find two plants in your home, preferably in different rooms, and imagine they are penpals. Write letters from one to another throughout the day, and read them to them.

Choose a time of day that is called Bad Mood O'Clock. It is when everyone is usually in a low mood. When Bad Mood O'Clock strikes, start a dance party or work out together to work the mood away!



At-Home Activity Choice Board


Directions: Choose one or more activities to complete at home.



Take a walk around the block and imagine what is a bird's view of your neighborhood. Look on Google Maps in Satellite mode to envision the bird's view. Then draw a map of your neighborhood, from a bird's perspective.



Create an indoor competition. How many events will you have? What tools do you need? How long will it last? Establish the rules and expectations of the competition, gather the supplies, and set-up the fun. Take pictures or a video to capture the competition!



Design a scavenger hunt where you use riddles or rhyming words to lead people to the next clue. Have a treat at the end of the hunt. It can be something you made for the players, or something else they would enjoy.



Make a game to play with other family members with objects you have around the house. Write down the directions for the game, and be sure to include how to win!



Make a travel brochure for an imaginary city. What will people want to see or do? It can be realistic or a fantasy place you would like to visit.

Draw a chalk game board outside. It can be as simple or as complicated as you can imagine. How many players will you have, and what are some tricks to win faster?

