

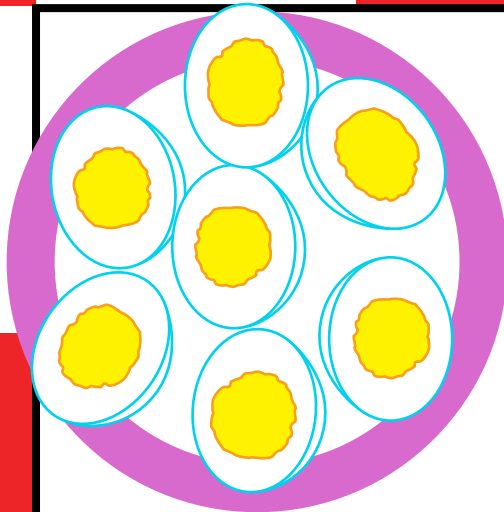





ANT





START

FINISH




CUT ALONG THE DOTTED LINE, THEN LINE UP WITH THE SECOND PAGE AND TAPE THEM TOGETHER.

PICNIC



How to Play:

- Ask a grown-up to help cut out and assemble the game pieces.
- Place the food cards on top of the plates on the board.
- Players roll the die, move their ants and pick up food cards. Players that land on a square with food, can choose that item from the picnic table.
- After everyone has finished, the ant that has gathered the most complete picnic (the closest to one of each item) wins!






Cut, fold and then **tape**
the game pieces together.



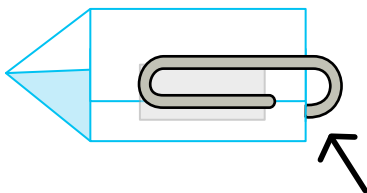
Take 1
food item
from any
player!

Fold on the
dotted lines.




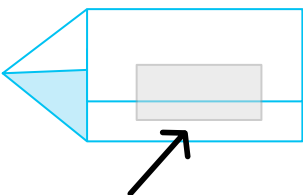



For **best results**, print on
thicker paper.

For added stability, slide a
paper clip on the bottom
of each piece.






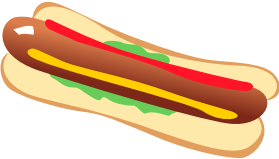
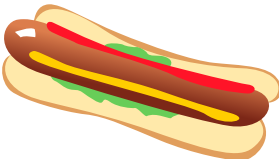

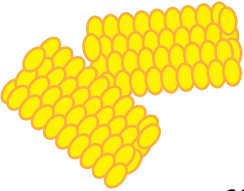


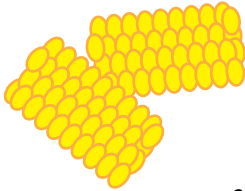








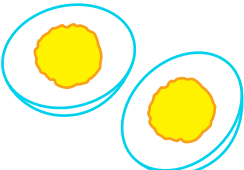
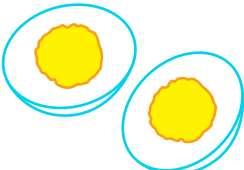
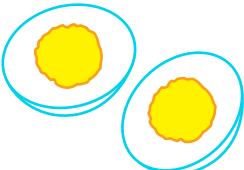
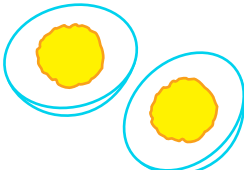


Tape on the bottom.





ANT PICNIC

 <p>salad</p>	 <p>salad</p>	 <p>salad</p>	 <p>salad</p>
 <p>hot dog</p>	 <p>hot dog</p>	 <p>hot dog</p>	 <p>hot dog</p>
 <p>corn</p>	 <p>corn</p>	 <p>corn</p>	 <p>corn</p>
 <p>hamburger</p>	 <p>hamburger</p>	 <p>hamburger</p>	 <p>hamburger</p>
 <p>cupcake</p>	 <p>cupcake</p>	 <p>cupcake</p>	 <p>cupcake</p>
 <p>deviled eggs</p>	 <p>deviled eggs</p>	 <p>deviled eggs</p>	 <p>deviled eggs</p>



Cut these out along the blue lines. If you need more pieces, print another page.